

G. BRINTZINGHOFFER.
BRUSH-HOLDERS.

No. 195,086.

Patented Sept. 11, 1877.

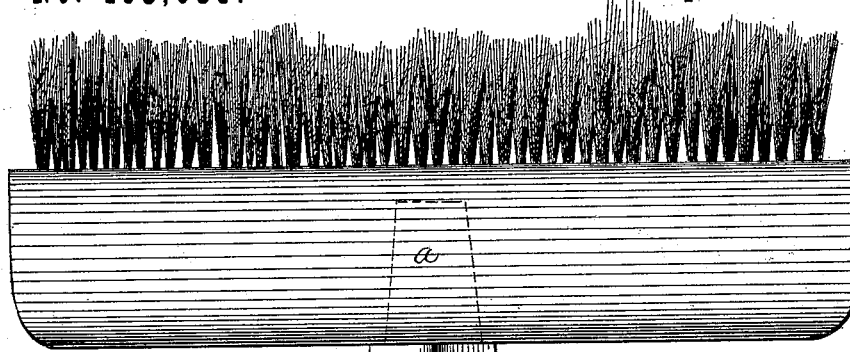


Fig. 1.

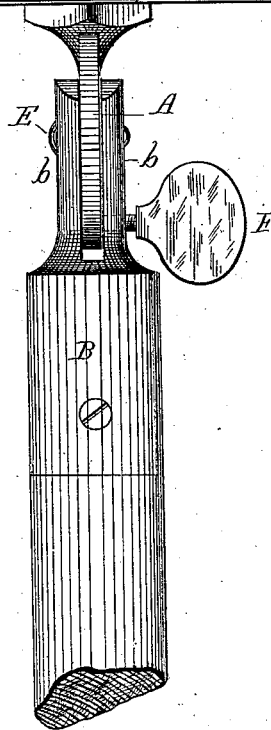
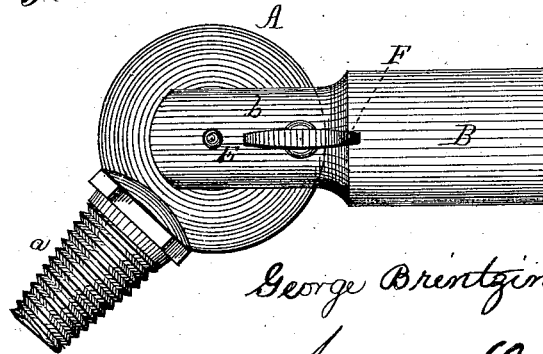


Fig. 2.



WITNESSES
Frank L. O'Connell
Chas L. Coombs.

George Brintzinghoffer
INVENTOR
By James L. Norris.
ATTORNEY

UNITED STATES PATENT OFFICE.

GEORGE BRINTZINGHOFFER, OF PHILADELPHIA, PENNSYLVANIA.

IMPROVEMENT IN BRUSH-HOLDERS.

Specification forming part of Letters Patent No. **195,086**, dated September 11, 1877; application filed August 29, 1877.

To all whom it may concern:

Be it known that I, GEORGE BRINTZINGHOFFER, of Philadelphia, in the county of Philadelphia and State of Pennsylvania, have invented certain new and useful Improvements in Brush-Holders, of which the following is a specification:

This invention relates to certain improvements in the construction of whitewash-brushes, mops, scrubbing-brushes, and other like implements, its object being to enable the brush or mop head to be set at any desired angle with respect to the handle, whereby the brush or mop may be more conveniently manipulated and the operator enabled to work with more ease in out-of-the-way places.

To this end my invention consists in providing the brush-body or mop-head with a flat disk, and the end of the handle thereof with a short slot, in which the said disk sits and is pivoted, and in which it may be fastened at any desired angle by means of a binding-screw, as more fully hereinafter set forth.

In the drawing, Figure 1 represents a front elevation of my invention, and Fig. 2 a side elevation of the same.

The letter A represents a disk of metal or other suitable material, from which extends a shank, *a*, provided with an external screw-thread, or otherwise constructed to be readily attached to the brush or mop head.

The letter B represents a ferrule of metal or other suitable material, to be attached to the end of the brush-handle. Said ferrule is

provided with a slotted extension, *b*, for the reception of the disk A, which is secured loosely therein by means of a pin, E, passing through the sides of said extension, and through the disk at its center.

The letter F represents a binding-screw passing through the extension *b*, its inner end bearing against one side of the disk, serving to hold the disk in any desired position.

It will be perceived that, as above constructed, the brush or mop head may be set in a line with the handle, or at any desired angle at either side of the same, whereby the operator is enabled to adjust his brush according to circumstances, and is thus enabled to work in places that he could not reach with the brushes as heretofore constructed and mounted.

What I claim, and desire to secure by Letters Patent, is—

The disk A, provided with screw-shank *a*, in combination with the slotted ferrule B and binding-screw F, the disk A being pivoted in the slot in the ferrule, and adapted to be clamped therein by means of the set-screw, substantially as set forth.

In testimony that I claim the foregoing I have hereunto set my hand in the presence of the subscribing witnesses.

GEORGE BRINTZINGHOFFER.

Witnesses:

JOHN URIAN,
WM. G. CARROLL.