
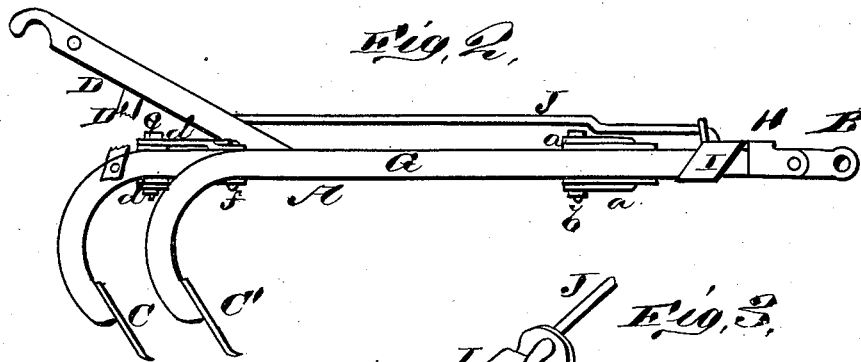
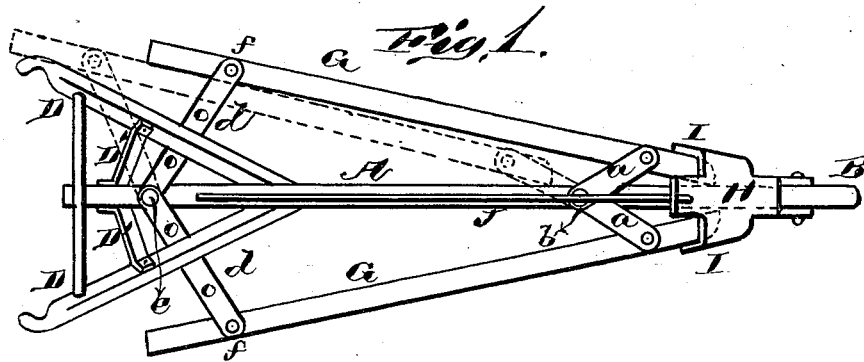


A. P. HENERY.  
CULTIVATORS.

No. 195,125.

Patented Sept. 11, 1877.



WITNESSES  
*E. H. Bates*  
*James Sheehy.*

INVENTOR.  
*Abner P. Henry.*  
*Gilmore, Smith & Co.*  
ATTORNEYS

# UNITED STATES PATENT OFFICE.

ALVANES P. HENERY, OF MALTA, OHIO.

## IMPROVEMENT IN CULTIVATORS.

Specification forming part of Letters Patent No. **195,125**, dated September 11, 1877; application filed July 14, 1877.

*To all whom it may concern:*

Be it known that I, ALVANES P. HENERY, of Malta, in the county of Morgan and State of Ohio, have invented a new and valuable Improvement in Cultivators; and I do hereby declare that the following is a full, clear, and exact description of the construction and operation of the same, reference being had to the annexed drawings, making a part of this specification, and to the letters and figures of reference marked thereon.

Figure 1 of the drawings is a representation of a top-plan view of my cultivator. Fig. 2 is a side view, and Fig. 3 is a perspective detail, of the same.

The nature of my invention consists in the construction and arrangement of a cultivator, as will be hereinafter more fully set forth.

The annexed drawing, to which reference is made, fully illustrates my invention.

A represents an ordinary curved plow or cultivator beam, provided at its lower rear end with a plow or shovel, C, and at the front end with a clevis, B, of any suitable construction.

D D are the handles, fastened at their front ends to the beam A, and braced by means of connecting-arms D' D', substantially as shown.

G G represent two curved plow or cultivator beams, provided with plows or shovels C' C', and placed one on each side of the main or center beam A. The front ends of the side beams G G are, by pivoted top and bottom links *a a*, connected with the center beam A, all of said links being attached by a single bolt, *b*, to said center beam.

The rear portions of the side beams G are also connected with the center beam A by means of top and bottom links *d d'*, which are all attached to the center beam by a single bolt, *e*.

The beams G are held between their respective links *d* by means of bolts *f*, which can be easily removed and passed through other holes in said links for the purpose of adjusting the side beams at any desired distance from the center beam, and thus regulate the distance between the plows or shovels.

By means of the links *a* and *b*, which form the connection between the side beams and the center beam, said side beams can be moved forward and backward independent of each other, so as to change the position of either or both of the side plows with relation to the center plow.

At or near the front end of the beam A is pivoted a clamp, H, made to fit over the top and sides of the beam, so as to have no lateral or side motion, but only be raised and lowered, as shown. This clamp is formed with side arms I I, and has a lever, J, attached to it, which lever extends backward between the handles over the center beam.

When either one or both of the side beams G are pushed forward the clamp H is let down and closed on the beam, when the side arms I I pass over the extreme front ends of the side beams and hold them firmly in their places, so that they cannot move backward. By raising the clamp one or both of the side beams may be drawn backward, and when in that position they need no fastening or locking device, as the strain naturally holds them in their places.

Either one or both of the side beams can be easily removed, or adjusted in different ways, so as to adapt the cultivator to various kinds of work.

What I claim as new, and desire to secure by Letters Patent, is—

1. In a cultivator, the pivoted clamp H, with side arms I, in combination with the center beam A and diverging side beams G G, operated substantially as and for the purposes set forth.

2. In combination with the beams A and G G and the connecting-links *a d*, the pivoted clamp H, with side arms I I, and lever J, substantially as and for the purposes herein set forth.

In testimony that I claim the above I have hereunto subscribed my name in the presence of two witnesses.

ALVANES P. HENERY.

Witnesses:

W. W. STUBBS,  
NEWELL CORNER.