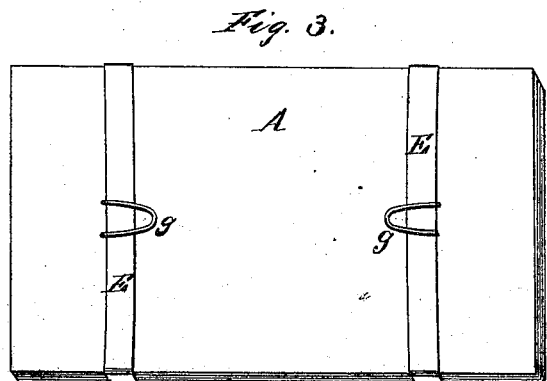
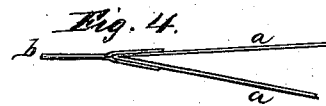
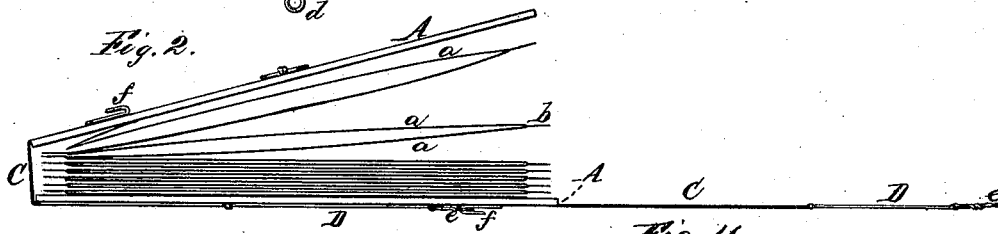
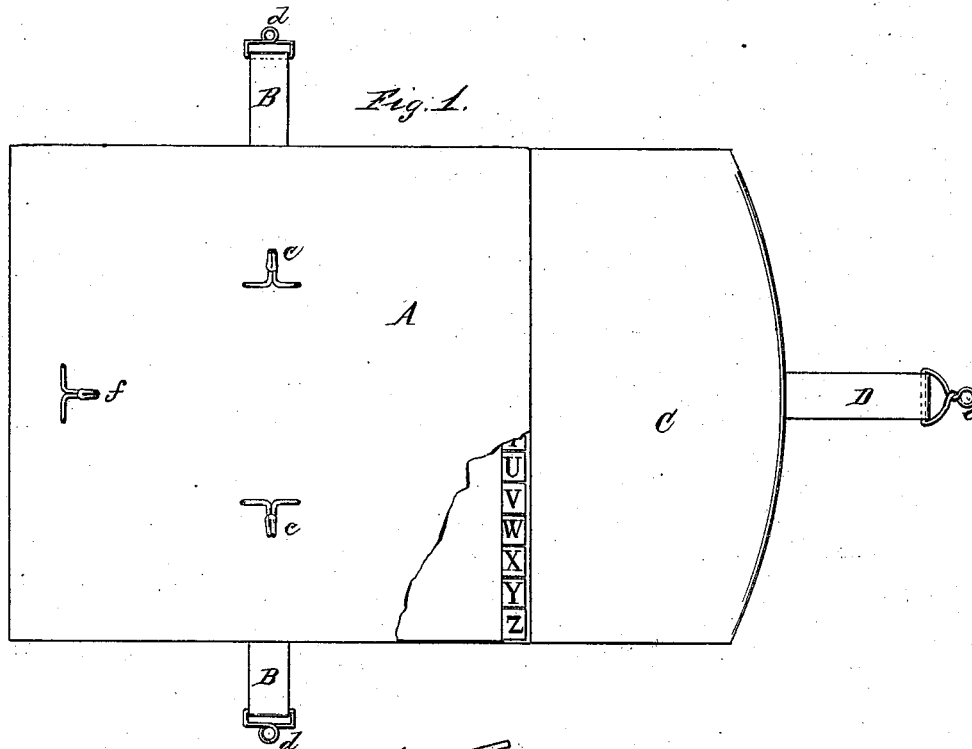


J. A. AUSTIN.  
BILL-FILES.

No. 195,248.

Patented Sept. 18, 1877.



Witnesses  
Anna M. Austin  
Edwina M. Donnelly.

Inventor  
James A. Austin  
By *Thos. P. How*  
Atty.

# UNITED STATES PATENT OFFICE.

JAMES A. AUSTIN, OF BROOKLYN, NEW YORK.

## IMPROVEMENT IN BILL-FILES.

Specification forming part of Letters Patent No. **195,248**, dated September 18, 1877; application filed June 1, 1877.

### *To all whom it may concern:*

Be it known that I, JAMES A. AUSTIN, of Brooklyn, in the county of Kings and State of New York, have invented certain Improvements in Letter and Postal-Card Files, of which the following is a specification:

This invention relates to files designed to be used in arranging in order and putting away for future reference letters, postal cards, bills, and other papers of like nature; and is designed to furnish a cheap and efficient file for that purpose.

Among the objects sought to be accomplished by the said invention are cheapness of construction, efficiency and durability, facility of removal and replacement of a paper when desirable, compactness and symmetry of form of the file when filled, and other substantial advantages.

To accomplish these results I construct my file substantially as hereinafter described.

Figure 1 is a side view of a file constructed in accordance with my invention, and adapted to the arrangement and preservation of letters and other papers having considerable breadth of page, a portion of the cover being broken away to show the index-letters. Fig. 2 is an end view of the same, showing it partly open. Fig. 3 is a side view of a file adapted for the arrangement and preservation of postal cards. Fig. 4 is a detailed view, showing the mode of attaching the index-letters.

A A are covers of the file, which may be made of junk-board, suitably covered, or of any other appropriate material. *a a* are the interleaves, which are adapted to separate alphabetically or otherwise the papers which may be placed in the file. These interleaves must be made in or formed into a continuous sheet, its folds opening at opposite edges of the cover, as indicated in Fig. 2, and one end of the entire sheet should be attached to one of the covers, as shown in the same figure, and the other end to the other cover, in the same or equivalent manner. The interleaves *a a* are formed of a single long sheet of strong and tolerably stiff paper, by folding it in alternate directions, as shown.

The index-letters are printed on strips of paper *b*, of sufficient length to allow them to be folded back upon each other, and pasted or

otherwise secured upon both sides of the fold, and upon each other, in the form shown in Fig. 4, for the reason that otherwise, as the fold might be bent by the insertion of papers, the index-letters would be bent down away from the observer; but by this construction, and pasting them upon each other till they reach the fold, and then upon opposite sides of the fold, this tendency is nearly or quite neutralized, as in that case these letter-labels have about as much tendency to bend in one direction as in the other.

B B are elastic straps or bands, which are attached to the outside of one of the covers, and made attachable by hooks *c* and eyes *d* to the outside of the other cover, so as not only to keep the papers in the file from falling out of place, but to also serve as a means to keep the file naturally closed, while, at the same time, they are sufficiently elastic to allow the file to be opened a short distance, sufficient for the introduction and removal of papers. I prefer elastic webbing for these straps or bands, for the reason that they have a limit of elasticity which may serve to prevent the file from being overfilled by careless or ignorant persons.

A flap, C, (shown in Figs. 1 and 2,) is attached to each of the covers, and has an elastic strap, D, attached to it, which latter carries at its end an eye, *e*, adapted to hook upon hook *f* of the other cover. I prefer pure vulcanized gum rubber for these straps D. This part of the construction not only protects the edges of the file and the papers it contains, and prevents all danger of the latter falling out of place, but also, when one of these flaps is unhooked, and the file open on that side for the insertion, removal, or examination of papers, the other flap not only retains the papers contained in the folds which open at the other edge of the file, but also forms a back or hinge like the back of a book for the closed edge of the file to turn on as the other is opened.

Fig. 3 represents a file containing a portion of my invention, and designed for the reception of postal cards.

The internal parts of this postal-card file are constructed exactly as hereinbefore described for the letter-file; but in the external

parts it is not deemed necessary that it should be quite so elaborate, partly on account of its very small size. In this file, (shown in Fig. 3,) E E represent elastic bands, which extend entirely around the file, and these may be made of elastic web or pure vulcanized gum rubber, the latter being, probably, on the whole, most desirable. These elastic bands E E are secured in position near the ends of the file by loops *g g*, bent down upon them. When it is desired to open the file these elastic bands E are turned from the edge of the file which is to be opened around upon the end thereof, and nearly to the middle of the file, which allows the file to be opened sufficiently for the insertion or removal of a postal card.

It will be seen by an examination of the construction shown in Fig. 4 that the loops or stops *g g* are arranged much nearer to the ends of the file than they are to the sides, so that when the bands E E are slipped round over the ends of the file to allow the file to be opened, and cards or other papers inserted or removed, the distance which the band E has to extend from the loop *g* on one cover to the loop *g* on the opposite cover is much less than the distance which it has to extend when it reaches over the side instead of the end of the file. This is important and essential, for the reason that otherwise the proper and convenient opening of the file for the insertion or removal of papers, without too great a tax on the elasticity of the band, would be impracticable.

This form of construction may also be used

with reasonable satisfaction for note and letter files, though I prefer for letter-files the construction I have previously described.

It is obvious from the foregoing description that my file may be formed with any desirable number of interleaves, and hence that there may be sufficient folds for an entire alphabet of letters on one edge of the file, and for another alphabet at the other edge, or there may be only a sufficient number of folds for a single alphabet in the entire file, in which case the alphabet will be divided, one half of it appearing at one edge of the file and the other half at the other edge.

It will also be obvious from the foregoing description that this file which I have described, while securing the letters placed in it with certainty, at the same time allows a letter to be readily inserted or withdrawn when desired, and it is also obvious that, while this file possesses these important advantages, it can be very cheaply made.

I claim as my invention—

As a new article of manufacture, the herein-described bill-file, consisting of the open-ended, double-indexed interleaves, formed from a continuous folded sheet, provided with detached covers A A, having the securing-flaps C C and elastic fastening-straps B D, all substantially as described.

JAMES A. AUSTIN.

Witnesses:

EDWIN M. DONNELLY,  
THOS. P. HOW.