
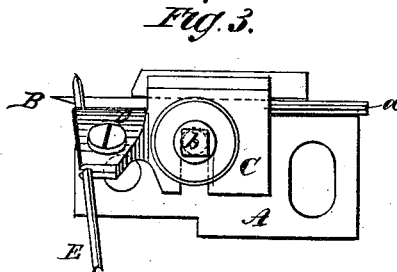
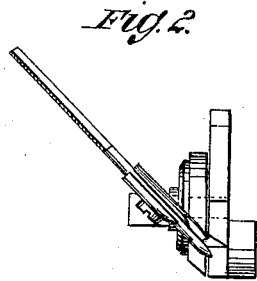
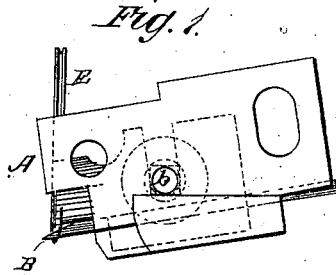


G. W. BACON.
CHANNELLING-MACHINES.

No. 195,250.

Patented Sept. 18, 1877.



WITNESSES:

Francis McQuade
J. H. Scarborough

INVENTOR:

G. W. Bacon
BY *Muntz*

ATTORNEYS.

UNITED STATES PATENT OFFICE.

GEORGE W. BACON, OF SOUTH GROVELAND, MASSACHUSETTS.

IMPROVEMENT IN CHANNELING-MACHINES.

Specification forming part of Letters Patent No. **195,250**, dated September 18, 1877; application filed July 23, 1877.

To all whom it may concern:

Be it known that I, GEORGE W. BACON, of South Groveland, in the county of Essex and State of Massachusetts, have invented a new and Improved Channeling-Machine, of which the following is a specification:

Figure 1 is a front elevation. Fig. 2 is an end elevation. Fig. 3 is a plan view. Fig. 4 is a detail view of the channeling-knife.

Similar letters of reference indicate corresponding parts.

The object of my invention is to produce an effective cutter for sole-channeling machines.

In the drawing, A is a block that is fitted to the frame of the channeling-machine, and is attached by bolts or screws in the usual way. In this block there is a V-shaped groove for receiving the channeling-knife B. Upon the back of this knife there is a tongue, *a*, which projects beyond the surface of the block A, and is received by a groove formed in the block C, which is slotted and secured to the block A by a trap-bolt, *b*. Upon the block C an arm, D, is formed, which is fitted to the grooving-knife E, and is provided with

a clamping-piece for holding the said knife. The arm D is arranged at a suitable angle to hold the grooving-knife in position for cutting.

The channeling-knife B has a chisel-shaped cutting-edge at its projecting end, near which the grooving-knife E is placed, its cutting-edge projecting below the knife B. When in use the knife B is prevented from springing downward and backward by the grooved block C, which receives the tongue *a*. The knife thus secured cuts evenly and forms a uniform groove and channel.

Having thus described my invention, I claim as new and desire to secure by Letters Patent—

The combination of the block A, having V-shaped groove in the side, the channeling-knife B, fitting said groove and having tongue *a* on the back, the grooved slotted block C, having arm D, and the grooving-knife E, as shown and described.

GEORGE WILLIAM BACON.

Witnesses:

ANDREW JACKSON,
GEORGE W. SPENCER.