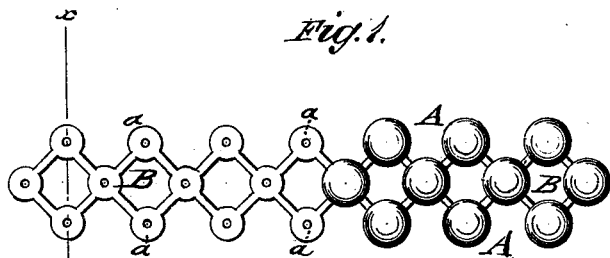


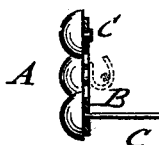
H. PIC & M. NELSON.  
 METHOD OF SETTING ARTIFICIAL GEMS.

No. 195,304.


Patented Sept. 18, 1877.



*Fig. 2.*



*Fig. 3.*



WITNESSES:  
*Francis M. Smith.*  
*J. H. Scarborough.*

INVENTORS  
*H. Pic.*  
*M. Nelson.*  
 BY *Munroe*  
 ATTORNEYS.

# UNITED STATES PATENT OFFICE.

HENRY PIC AND MAURICE NELSON, OF PARIS, FRANCE, ASSIGNORS TO VEIT  
AND NELSON, OF NEW YORK, N. Y.

## IMPROVEMENT IN THE METHODS OF SETTING ARTIFICIAL GEMS.

Specification forming part of Letters Patent No. **195,304**, dated September 18, 1877; application filed  
July 30, 1877.

*To all whom it may concern:*

Be it known that we, HENRY PIC and MAURICE NELSON, of Paris, France, have invented a new and useful Improvement in Setting Stones or Imitation Substances in Jewelry, of which the following is a specification:

In the accompanying drawing, Figure 1 represents a front view of a shawl-pin illustrating our improved method of setting stones in articles of jewelry; Fig. 2, a vertical transverse section of the same on line *x x*, Fig. 1; and Fig. 3, a sectional side view of a shawl-pin, showing a modified form of construction.

Similar letters of reference indicate corresponding parts.

The object of this invention is to substitute for the soldering and gluing or cementing on of glass, enamel, or other imitation stones on their metallic mountings, an improved method of setting the stones in articles of jewelry for mourning or fancy purposes, by which the breaking off of the stones from the metallic parts is prevented, and a more durable and neater style of such articles obtained.

Heretofore these articles of jewelry—such as breastpins, brooches, ear-rings, bracelets, lockets, &c.,—whether made of glass, jet, or other material, were manufactured in two ways only, namely, either by soldering the stones on the metal mountings, or by gluing the enamel or glass, by means of a cement likewise, upon the metal base parts or mountings.

The invention is intended to overcome the objections to the methods heretofore employed; and consists of glass and enamel melted on stems, which are riveted, screwed, soldered, or otherwise affixed to the perforated metallic mountings.

In the drawing, A represents the stones, made of glass, enamel, or other substances in imitation of jet or other articles, and B the metal frame, mounting, or device to which the stones for the different articles of jewelry are applied.

The stones A are melted on stems C, which

project from the stones, and serve for the purpose of applying the same in any suitable way to the metallic base-frames, mountings, or attachments, by riveting, screwing, soldering, or fixing the same, by bending or otherwise, thereto, the stems being inserted into suitable holes *a* provided for the purpose.

Either a series or cluster of stones may be attached to a base-frame that is constructed and perforated to correspond to the shape and design of the article, as shown in Fig. 1, or a solid stone, polished to represent the article, may be attached by one or more stems near the ends, and at other places to suitable pin and other attachments, as shown in Fig. 3.

The stones are thereby firmly connected to the metal parts without any danger of breaking off and marring the appearance and effect of such articles.

A substantial and durable class of articles of ornamental jewelry is thus furnished, which gives thereby greater satisfaction, and may be used for a large number of different applications.

Having thus described our invention, we claim as new and desire to secure by Letters Patent—

1. As an improvement in the manufacture of imitation jewelry, stones of glass or enamel melted on and secured to stems and attached by the same to metallic frames or mountings, substantially as and for the purpose set forth.

2. In imitation jewelry, the combination of glass or other imitation stones melted on and secured to stems, with perforated metallic frames or mountings to which the same are screwed, riveted, soldered, or otherwise applied, substantially as specified.

The above specification of our invention signed by us this 9th day of July, 1877.

HENRY PIC.  
MAURICE NELSON.

Witnesses:

ROBT. M. HARPER,  
E. CRIDANT.