

M. H. FOSTER.
CARPET-BEATERS.

No. 195,357.

Patented Sept. 18, 1877.

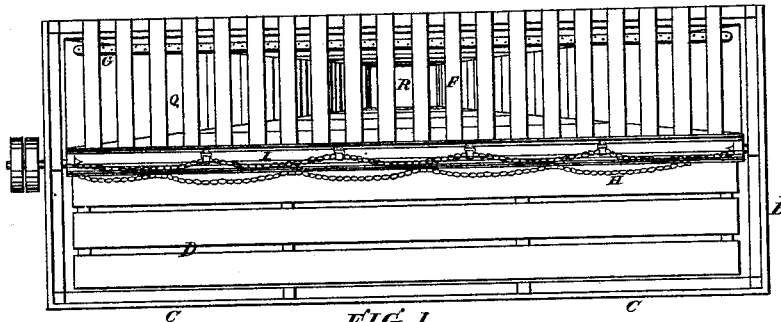


FIG. 1.

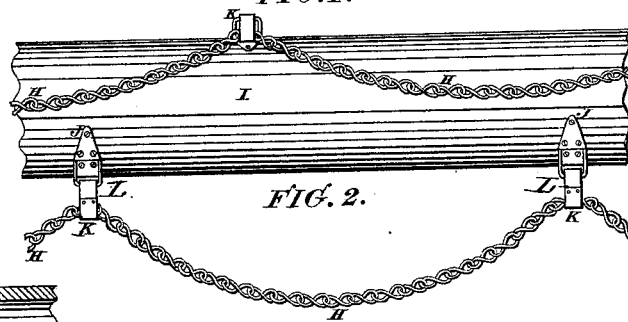


FIG. 2.

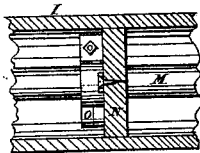


FIG. 4.




FIG. 3.

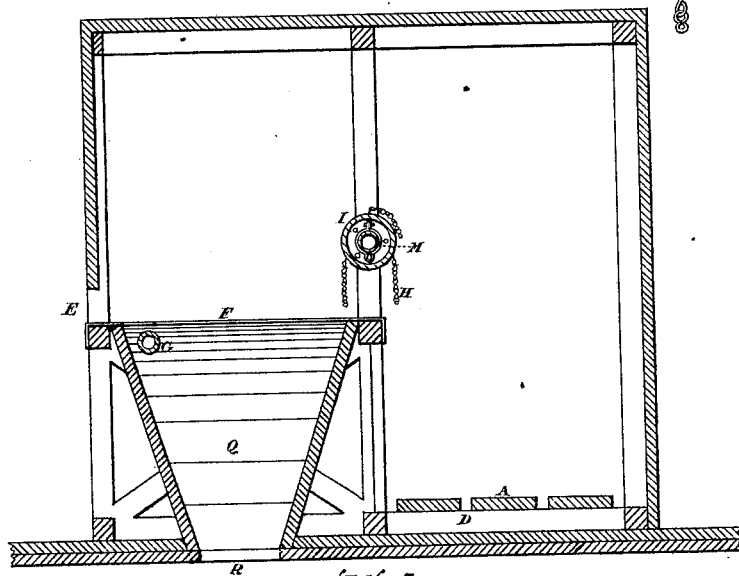


FIG. 5.

WITNESSES:
Chas. H. Kynball.
Herbert & Buggs.

INVENTOR:
Moses H. Foster
Wm. Henry Clifford atty.

UNITED STATES PATENT OFFICE.

MOSES H. FOSTER, OF PORTLAND, MAINE.

IMPROVEMENT IN CARPET-BEATERS.

Specification forming part of Letters Patent No. **195,357**, dated September 18, 1877; application filed May 5, 1877.

To all whom it may concern:

Be it known that I, MOSES H. FOSTER, of Portland, in the county of Cumberland and State of Maine, have invented certain new and useful Improvements in Carpet-Beaters; and I do hereby declare that the following is a full, clear, and exact description thereof, which will enable others skilled in the art to which it pertains to make and use the same, reference being had to the accompanying drawings, and to the letters of reference marked thereon, which form a part of this specification.

Figure 1 is a top or plan view. Fig. 2 is a side view and detail of the roller. Fig. 3 is an end section of the roller. Fig. 4 is a sectional detail of the roller. Fig. 5 is a vertical transverse section of the room and the various devices.

The same letters show like parts.

The object of my invention is to produce a new and useful improvement in carpet-beaters; and it consists in a certain combination of devices which I will proceed to explain, and which is intended to accomplish the desired object.

A is the room or apartment in which the devices are placed and in which they work. B is a door, and C are windows or ventilators. D is a raised slat-work to prevent the beaten carpet from coming down to the floor and becoming soiled or dusty. E is the slit or opening where the carpet to be beaten is drawn in. F are rubber or elastic bands or stretchers on which the carpet lies when it is being beaten. G is a steam-pipe extending longitudinally of the space under the stretchers, and perforated with small holes to permit of the exit of steam therefrom. H are the beaters, made of chains. They are arranged in the form of loops on the revolving roller I.

The loops spoken of are formed by having the chains, at certain intervals, caught up and connected with the periphery of the roller.

J are plates riveted to the roller. K are leather straps, in the form shown, held to the plates J by the clamps L, and also connected to links of the beating-chain.

The roller I is of peculiar construction. It is tubular or hollow, and has extending longitudinally through its center an iron pipe or

rod, M. From this extend to the inner periphery of the tubular roller I the radial supports or braces N, which are also as long as the roller, or they may be made in short pieces with spaces between them. They are secured to the rod or pipe M by the clamps O, which first surround the pipe or rod M, and are then bolted through the eyes P into the braces N.

Q is a hopper to receive the dust beaten out of the carpet. It has a bottom aperture, R, into and through which the dust is drawn by an artificial draft created through the aperture by an exhaust-fan placed under and near the same, or by some similar device.

The chains are employed because they are not liable to become tangled, and because by their weight they draw the carpet along toward the roller I as they are carried around by the roller.

The roller is made as described so that it will not warp out of its true cylindrical form, and is lighter.

The straps K enable the roller to give a good blow with the looped chains.

The elastic stretchers increase the effect of the beating, and help to remove the dust from the carpet.

The perforated steam-pipe G projects steam into and upon the carpet while it is being beaten, and so cleanses and renovates it.

I do not claim by themselves the steam-pipes, the beaters, the bands, or the hopper. The combination claimed is exhibited in the claim.

What I claim as my invention, and desire to secure by Letters Patent, is—

In combination with the fixed elastic bands F, hopper Q, and aperture R, the hollow roller I, having the central rod M, braces N, clamps O, and eyes P, and the looped beating-chains secured to the periphery of the roller, as set forth, all as described.

In testimony that I claim the foregoing as my own I affix my signature in presence of two witnesses.

MOSES H. FOSTER.

Witnesses:

WILLIAM HENRY CLIFFORD,
ABIAL FOSTER.