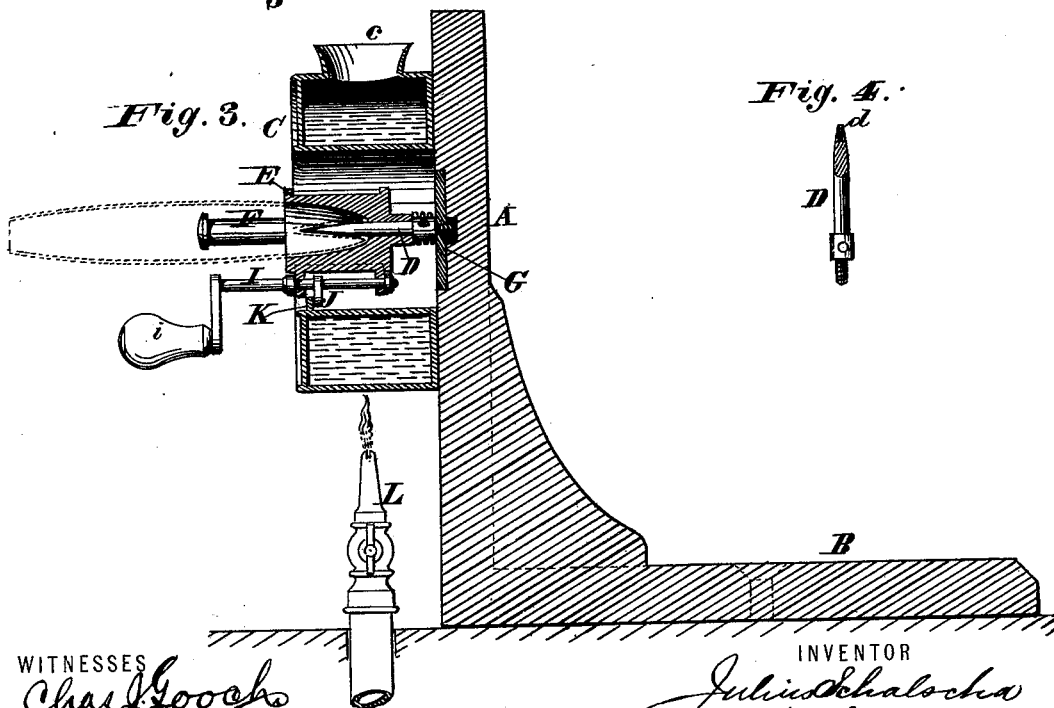
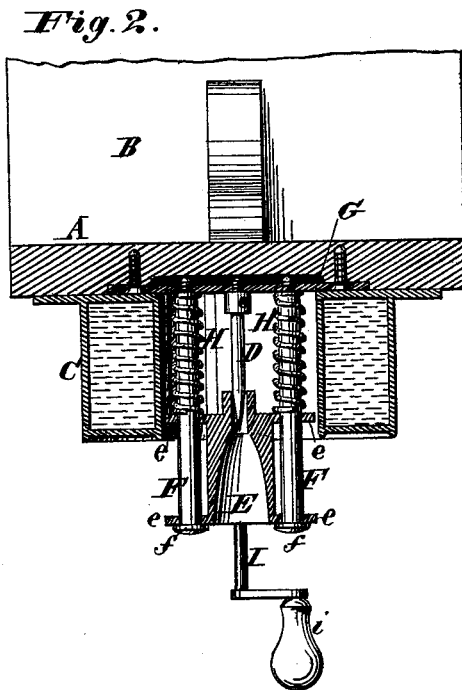
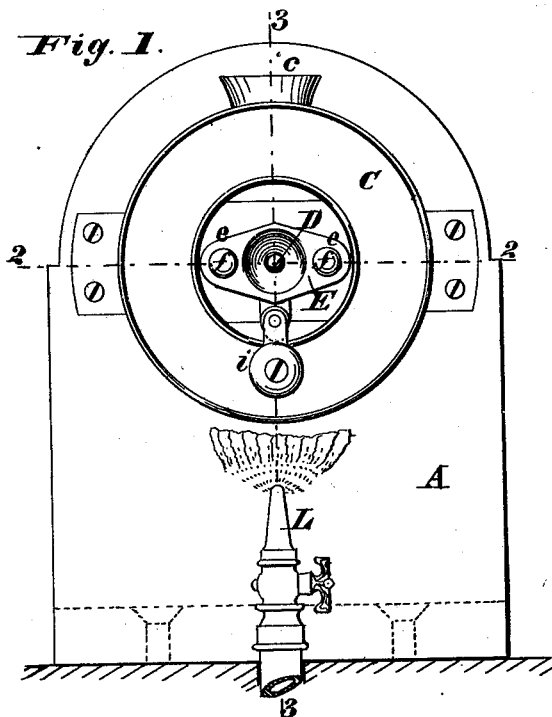


J. SCHALSCHA.
CIGAR-TIP FORMERS.

No. 195,405.

Patented Sept. 18, 1877.



WITNESSES
Chas. Gooch
Le. J. Bond. Burdett.

INVENTOR
Julius Schalscha
By *Knights* Attorneys.

UNITED STATES PATENT OFFICE.

JULIUS SCHALSCHA, OF MEMPHIS, TENNESSEE.

IMPROVEMENT IN CIGAR-TIP FORMERS.

Specification forming part of Letters Patent No. 195,405, dated September 18, 1877; application filed February 3, 1877.

To all whom it may concern:

Be it known that I, JULIUS SCHALSCHA, of Memphis, in the county of Shelby and State of Tennessee, have invented a certain new and useful Improvement in Apparatus for Forming and Perforating Cigar-Tips, of which the following is a specification:

My invention has for its objects the forming of a cigar-tip and producing a longitudinal perforation therein to facilitate drawing.

Serious objections exist to devices heretofore proposed for piercing the tip of cigars: First, the metallic perforator is liable to split and destroy the tip, especially in machine-molded cigars; and, secondly, great difficulty is experienced in the accurate insertion of the perforator in the extreme point with such rapid manipulation as is necessary for profitable use.

To overcome these difficulties I have devised a cigar-tip former having a sliding motion relatively to the piercer by which the longitudinal perforation is formed in the tip, so that the cigar is accurately centered and guided in passing on the perforating-point, and is supported on the sides by the forming-cup before the point enters the cigar-tip.

The invention further relates to a device for heating the tip-former, consisting of an annular hot-water receptacle, and, further, to a device for locking the former in its inner position within the heater, and, in combination therewith, a spring or springs for pressing it forward or outward when released.

In the accompanying drawings, Figure 1 is a front view of the apparatus. Fig. 2 is a horizontal section of the same on the line 2 2, Fig. 1, showing the forming-cup in its outermost position, ready for the reception of a cigar. Fig. 3 is a vertical longitudinal section on the line 3 3, Fig. 1, showing the forming-cup locked in its inner position. Fig. 4 is a sectional elevation of a perforating-point of modified construction.

A represents a standard, which may be constructed of wood, firmly mounted on a base, B, which may be permanently secured to the table by screws. (Represented in dotted lines.) On the face of the standard A is fixed an annular water-chamber, C, provided with a suitable opening, *e*, at top, for filling

it and permitting the escape of steam. In a horizontal position, concentrically within the annular chamber C, is fixed a pointed metallic rod, D, for the purpose of perforating the cigar-tip, as hereinafter described.

E represents the forming-cup for the cigar-tip, which is constructed with ears *e*, sliding over guide-rods F, rigidly mounted in the face-plate G of the standard A, to which also the perforator D is attached. The perforator D fits within a longitudinal opening in the apex of the forming-cup E. Springs H H are employed to press the forming-cup E forward to its outmost position on the rods F, the said rods being formed with heads *f* to prevent its escape.

In order to fasten the forming-cup in its inner position within the heater, it is provided with a suitable lock or stop, which may be variously constructed, and may consist simply of a spring-catch.

For the purpose of illustration, I have shown a crank-shaft, I, carrying a button, J, which, when the crank *i* is thrown down, as shown in Fig. 3, engages with a lug, K, on the face of the annular water-chamber.

A gas-burner, L, or a lamp or heater of any suitable form, is employed to heat the water in the chamber C.

A modified construction of the perforator D is shown in Fig. 4, the modification consisting in forming in the end of the said perforator a longitudinal opening, *d*, the purpose of which is to receive the projecting twisted end of the cigar-wrapper, so that the said extremity of the wrapper may be carried within the opening formed in the tip by the perforator.

The cigar having been made either in a mold or in any customary manner, the operator places the tip within the forming-cup E while the latter is in the position shown in Fig. 2, and, while imparting a slight rotary motion to the cigar in the direction in which the wrapper is turned, presses the cigar and cup back over the perforator D, causing the latter to enter the cigar-tip and form the required opening therein, as illustrated by dotted lines in Fig. 3, which figure shows the outline of the cigar and the opening formed therein. The forming-cup being in this posi-

tion, is locked so by the catch IJ, or any suitable device used for the same purpose, until it is heated and dried sufficiently to permanently set it in the required shape.

In devices heretofore constructed for perforating cigar-tips it was necessary for the workman to aim with the cigar with much care and precision, in order to properly strike the perforator placed within the forming-cup. Under the former mode much time was lost by the workman, rendering it impossible for him to finish the required quantity of cigars in a given time, and regularity and uniformity were impossible, the perforation being often on one side of the center, and of irregular depth. It was also practically impossible to perforate molded cigars with devices heretofore used, because the tobacco in molded cigars requires to be worked up dry, and the point of the cigar, by coming in contact with the metallic perforator, is liable to burst, as the thin wrapper cannot resist the necessary pressure.

My improved apparatus not only overcomes all these difficulties, but is so arranged that no time is lost by the workman; but, on the contrary, he is enabled to wrap and finish the cigar more expeditiously than it can be done without the aid of a tip-former or perforator. The manipulation of the cigar in the apparatus imparts the final smooth finish to the tip, and carries the extremity of the wrapper with-

in the indentation, forming a neater and more durable tip than is usually made by hand, and one which does not obstruct the free drawing of the cigar. This mode of forming the tip also avoids the necessity of the repeated cutting which is commonly necessary in finishing the tip, and it takes the place of all careful manipulation, the operator placing the cigar within the forming-cup without the necessity of aiming for the perforator, or even using his eyes, but with a light pressure and a slight spiral turn the tip is finished and carried over the perforator, where it is held until dried and set. On releasing the former, it flies back by the action of the springs, in readiness for a new cigar.

Having thus described my invention, the following is what I claim as new and desire to secure by Letters Patent:

1. The combination of the piercer D and a sliding former pressed out by a spring or springs, and held in its inner position by a lock or stop, substantially as described.
2. The combination of the sliding former E, water-chamber C, piercer D, and lamp or heater L, substantially as and for the purpose specified.

JULIUS SCHALSCHA.

Witnesses:

H. F. SCHULZE,
EDWARD BAEINDS.