

A. D. SWEET.
 VEGETABLE AND FRUIT SLICERS.

No. 195,463.

Patented Sept. 25, 1877.

Fig. 1.

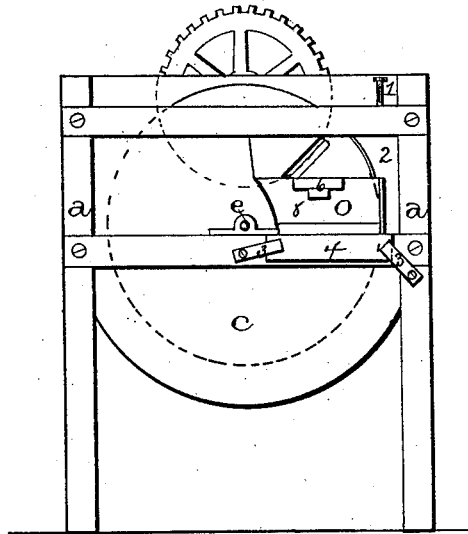


Fig. 2.

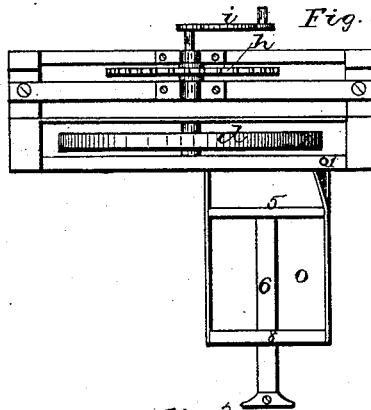
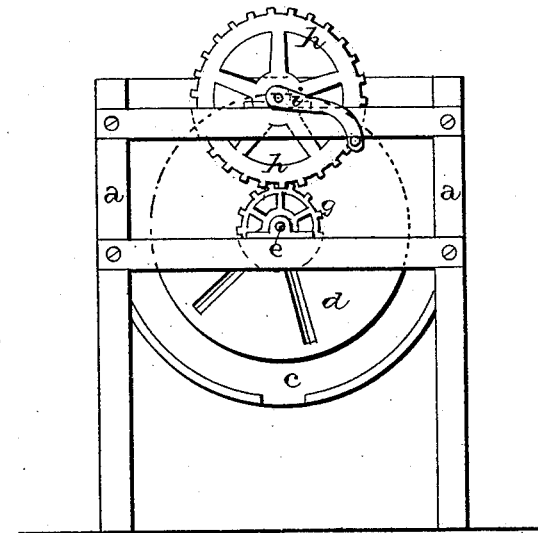


Fig. 3.



WITNESSES

A. G. de York.
W. B. H. Gaines.

INVENTOR.

A. D. Sweet,
per
F. A. Lehmann,
Atty.

UNITED STATES PATENT OFFICE.

ANDREW D. SWEET, OF PERRYSBURG, OHIO.

IMPROVEMENT IN VEGETABLE AND FRUIT SLICERS.

Specification forming part of Letters Patent No. **195,463**, dated September 25, 1877; application filed June 26, 1877.

To all whom it may concern:

Be it known that I, ANDREW D. SWEET, of Perrysburg, in the county of Wood and State of Ohio, have invented certain new and useful Improvements in Crout and Vegetable Cutters; and I do hereby declare the following to be a full, clear, and exact description of the invention, such as will enable others skilled in the art to which it pertains to make and use it, reference being had to the accompanying drawings, which form part of this specification.

My invention relates to an improvement in crout and vegetable cutters; and it consists in the arrangement and combination of parts, that will be more fully described hereinafter, whereby different kinds of vegetables can be sliced up.

The accompanying drawings represent my invention.

a represents a narrow four-legged frame, in which is secured, in any suitable manner, the semicircular guard *c*, in which the cutter-wheel *d* revolves. This wheel is secured to the shaft *e*, on one end of which shaft is fastened the cog-wheel *g*, which meshes with the larger wheel *h*. This wheel *h* has attached to it the handle *i*, and serves to give great rapidity to the cutter-wheel.

The wheel *d* may be of any size desired, and has a number of slots cut through it, in each of which slots is arranged a knife similar to the bit of a plane.

The vegetable or other article to be cut is placed in the holder *o*, which is applied to the

side of the frame, and made removable by means of the pin or nail 1, which passes down and through the top bar of the frame into the block 2, fastened to one side of the end of the holder, and by the catches 3, that catch over the ends of the bar 4, that is fastened to the under side of the front end.

By making this holder removable, it can be readily cleaned and washed, and access given to the knives for sharpening and cleaning them.

In the holder is a slide, 5, which conforms to the shape of the holder, and has the rod 6, which passes through the head 8, fastened to it, so that the articles being sliced can be held pressed up against the knives.

Having thus described my invention, I claim—

1. In a vegetable and crout cutter, the combination of the removable holder *o*, having the block 2 fastened to one end of the bar 4 to its under side, the pin 1, catcher 3, slide 5, and rod 6, substantially as shown.

2. The combination of the holder *o*, block 2, pin 1, bar 4, catches 3, slide 5, rod 6, wheel *d*, shaft *e*, and wheels *g h*, all arranged substantially as shown and described.

In testimony that I claim the foregoing I have hereunto set my hand this 15th day of June, 1877.

ANDREW D. ^{his} X SWEET.
mark.

Witnesses:

ALEXANDER B. KIFF,
JAS. PIMMONS.