

A. HANSEN.
SOFA-BEDSTEADS.

No. 195,506.

Patented Sept. 25, 1877

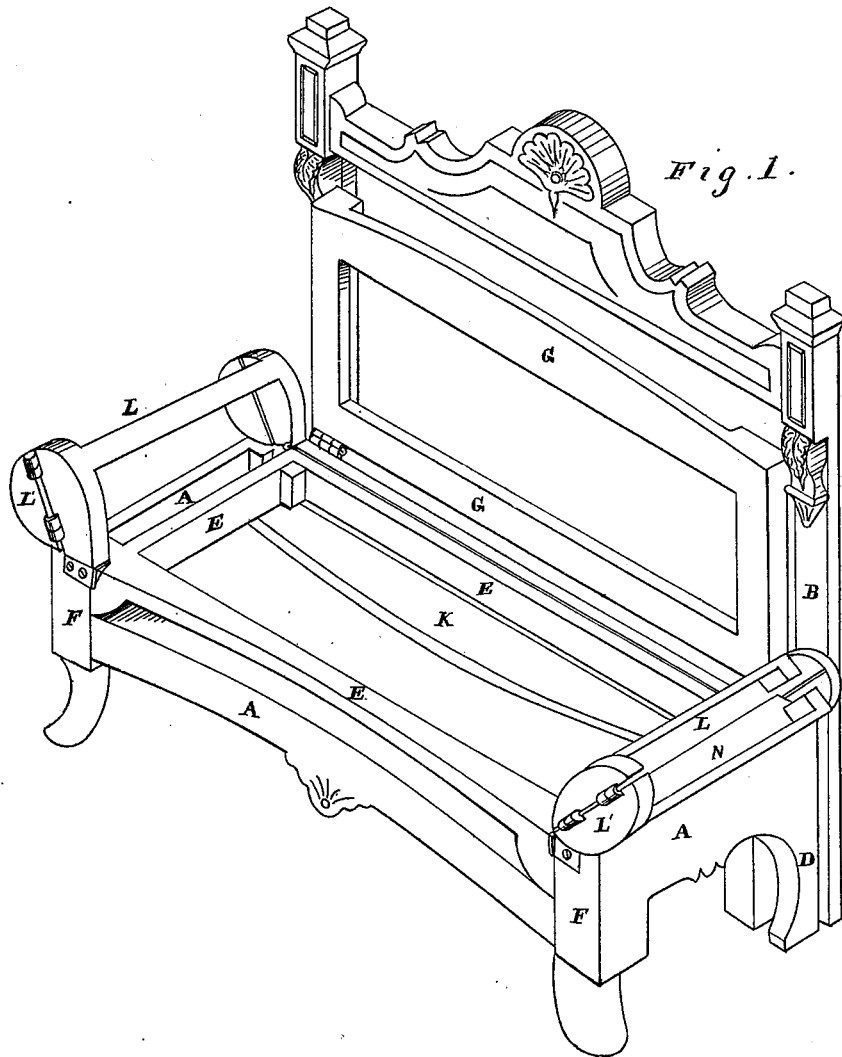
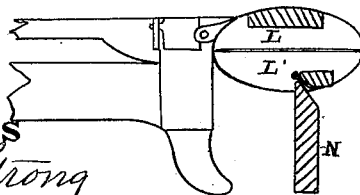


Fig. 4



Witnesses

Geo. H. Strong
Jno. L. Boonell

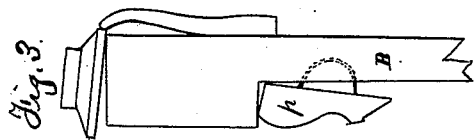
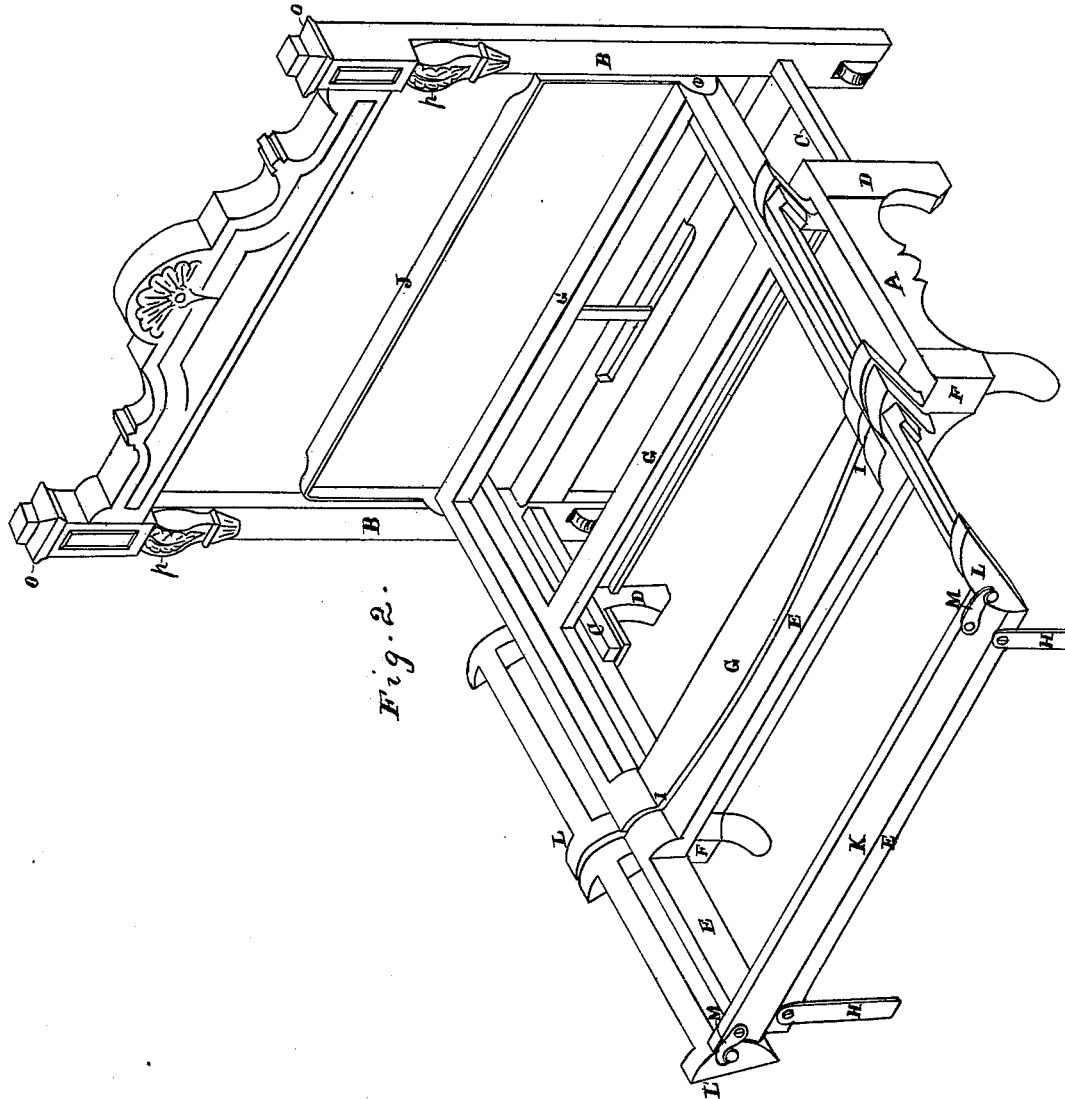
Inventor

August Hansen
By *Dewey & Co.*
Attys.

A. HANSEN.
SOFA-BEDSTEADS.

No. 195,506.

Patented Sept. 25, 1877.



Witnesses

Geo. H. Strong
Jas. L. Boone

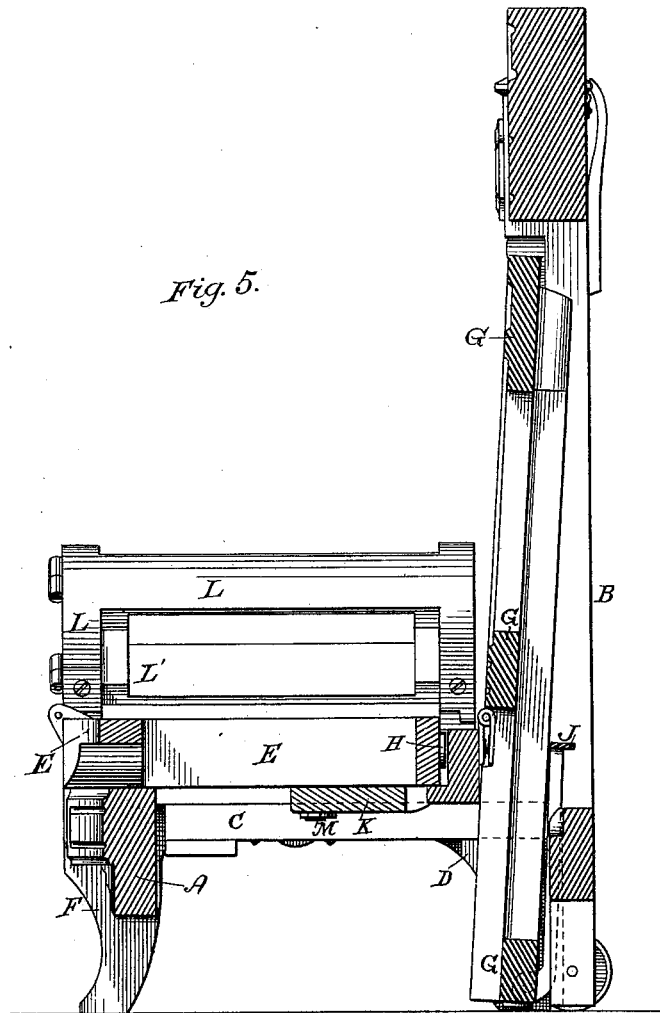
Inventor

August Hansen
By *Dewey & Allyn*

A. HANSEN.
SOFA-BEDSTEADS.

No. 195,506.

Patented Sept. 25, 1877.



WITNESSES:

Clarence F. Cole
R. N. O. Smith

INVENTOR:

August Hansen
By Dewey & Co.
Attys.

UNITED STATES PATENT OFFICE.

AUGUST HANSEN, OF SAN FRANCISCO, CALIFORNIA.

IMPROVEMENT IN SOFA-BEDSTEADS.

Specification forming part of Letters Patent No. **195,506**, dated September 25, 1877; application filed May 16, 1877.

To all whom it may concern :

Be it known that I, AUGUST HANSEN, of the city and county of San Francisco, and State of California, have invented a Combined Sofa and Bedstead; and I do hereby declare the following to be a full, clear, and exact description thereof, reference being had to the accompanying drawings.

My invention relates to a novel construction for sofa-beds; and it consists in so constructing a sofa that it may be opened out to form a complete bed, of which the back of the sofa forms the head-board, all as hereinafter fully described, and pointed out in the claims.

Referring to the accompanying drawings for a more complete explanation of my invention, Figure 1 is a view of my sofa closed. Fig. 2 is a view showing the parts extended to form the bed. Fig. 3 shows the construction of ornamental plates to serve as holders for portions of the bed-clothing; Fig. 4, a detail view; Fig. 5, a cross-section of Fig. 1.

A is the main frame of the sofa, and B is the back. This back is perfectly independent, and has casters or rollers upon its feet. Horizontal bars C, upon each side, run in guiding-grooves in the rear post D of the sofa-frame, so that the back may be allowed to move away from the sofa when the device is made into a bed, and it then serves as a head-board, as it is made sufficiently high and ornamental. The frame E, which is upholstered on one side to form the seat of the sofa, contains a portion of the bed-bottom upon its opposite side, and in order to raise this portion to the proper height to form a bed, I hinge it to the front posts F, at points at or near the top of the frame. This elevates this part of the bed-bottom when it is opened, so as to give it the proper height, and also to correspond with the second portion G of the bed-bottom. This portion consists of a frame, which is hinged to the back of the main frame A, at or near its central point, so that a portion of it projects up when the sofa is closed, and is upholstered to form a back proper for the sofa, the portion B surrounding it, as shown, so as to give an ornamental appearance.

The lower portion of the frame G extends

down behind frame A, and in front of B, nearly to the floor.

When the seat E is turned outward upon its hinges, legs H are fitted to support it, and these may either be folding legs or they may be stationary, and so fitted that when the seat is closed they will fit in at each side of the upholstery of the back. The seat E being turned out, the back B is moved backward, and this allows the frame G to be turned down about its hinges, and as this portion is also hinged at the upper part of the frame A, it will be seen that the bed-bottom formed by the lower surface of the two parts E and G will stand in a line, and will also be considerably elevated above the level of a sofa, so as to form a good high bed. The meeting ends I I of the frames E and G are cut down or depressed, as shown, so that when the upholstery of the bed bottom is put on there will be no hard ridge at this point. A metal or other frame, J, is fitted to the lower end of the frame G, and when this latter frame is turned down to form the bed the portion J is unfolded and turned backward, as shown, to form a temporary head-board. The lower end of G is supported by a folding leg or standard, which may rest upon the cross-bar of the portion B.

The foot-board K of the bed is hinged to the frame E, so as to open out, as shown, and the arms L of the sofa are made in halves and hinged together, so that the lower half, L', may be turned outward about its hinge, and lie along beside the part E, being secured by a hook, M, upon the foot-board, and thus forming sides for the bed. This portion L' has a leaf, N, hinged to it below, so that, in some cases where it is desired to lengthen the sofa proper, these leaves may be turned out, and the arms will be allowed to drop to a level with the seat, being supported by this leaf, and the leaf will serve, when folded up, to support the arms in their proper position.

In order to hold certain portions of bed-clothes in position, such as pillow-shams, I make the ornamental parts O *p* of any suitable portion of the bed movable, and they are held to their place by springs, conveniently fitted, so that, by raising the ornament O or *p* up, the

edge of a pillow-sham may be inserted beneath it, and the spring will serve to hold the article in place.

Having thus described my invention, what I claim, and desire to secure by Letters Patent, is—

1. The main frame A and the movable back-frame B, in combination with the folding seat E and folding back G, so constructed as to be closed to form a sofa, or opened out to form a bed, substantially as herein described.

2. The seat-frame E and the back-frame G, hinged to the upper part of the frame A, so that when opened out they shall elevate the

bed-bottom, substantially as and for the purpose herein described.

3. The ornamental pieces or attachments O p, said attachments being made movable and held to place by springs, so that they may be employed to hold portions of the bed-clothing in place, substantially as herein described.

In witness whereof I have hereunto set my hand and seal.

AUGUST HANSEN. [L. S.]

Witnesses:

OLWYN T. STACY,
FRANK A. BROOKS.