

J. KUTSCHER.  
COMMODES.

No. 195,514.

Patented Sept. 25, 1877.

Fig. 1.

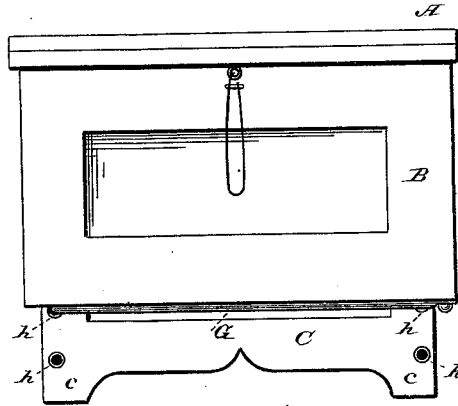


Fig. 4.

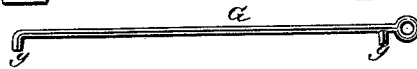


Fig 2

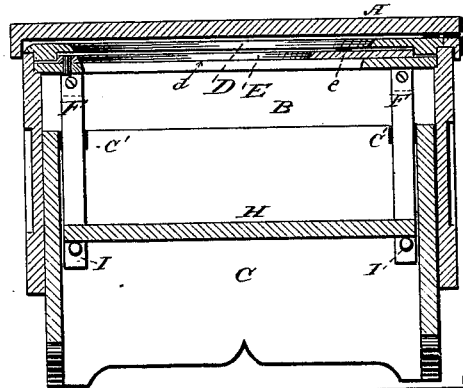
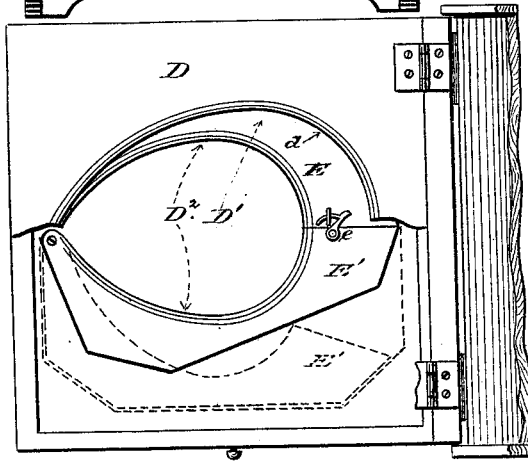


Fig 3



Attest:  
E. C. Court.  
Otto Hallnorth.

Inventor:  
Julius Kutschler  
by  
Wm. A. Babcock  
Attorney

# UNITED STATES PATENT OFFICE.

JULIUS KUTSCHER, OF NEW HAVEN, CONNECTICUT.

## IMPROVEMENT IN COMMODES.

Specification forming part of Letters Patent No. 195,514, dated September 25, 1877; application filed September 3, 1877.

### *To all whom it may concern:*

Be it known that I, JULIUS KUTSCHER, of the city of New Haven, in the county of New Haven and State of Connecticut, have invented certain new and useful Improvements in Commodes; and I do hereby declare that the following is a full, clear, and exact description thereof, which will enable others skilled in the art to which it appertains to make and use the same, reference being had to the accompanying drawings, and to letters of reference marked thereon, which form a part of this specification.

Figure 1 represents a side elevation of my improved commode. Fig. 2 represents a vertical section of the same. Fig. 3 represents a top view of the same, with the cover raised. Fig. 4 represents a detail view of one of the locking-bars.

The object of this invention is to adapt a commode to be adjusted to persons of different sizes, so as to be used indifferently for either a child or an adult.

In the accompanying drawings, A designates the hinged cover of my improved commode, and B the exterior casing of the same, supported by an inner box, C, which rests on four corner pedestals or short legs, *c*. D designates the seat of the commode, which is hinged to the top of casing B, and provided with the usual central aperture D<sup>1</sup>. Said seat is made double, with an interposed space, *d*, between its two leaves or thicknesses, to allow the lateral movement of a sectional supplementary seat consisting of pieces E E', which are pivoted at the front of seat D, within space *d*. Said pieces are attached together near their rear ends by a hook and eye, *e*, or other convenient fastening, and their shape is such that their smaller central opening D<sup>2</sup> then conforms to the larger one in the main seat. The commode may then be used for children. Said pieces E E' may be easily unhooked and turned laterally from one another into space *d*, thus adapting the commode to the use of adults.

The following devices are used for varying the height of the seat: Outer casing B is provided on the inside with guide strips or

blocks F, which are recessed, so as to form vertical guideways between them and said casing, said guideways being open at the bottom but closed at the top. The sides of inner casing C set into these guideways, and it is provided on top with four recesses, C', to receive the horizontal upper parts of said guide-strips F, when said outer casing is in its lowest position. Said outer casing may be moved freely upward and downward, so as to vary the height of the seat without separating it from the supporting inner casing C. Said parts may be locked in any desired position of such adjustment by means of locking-bars G, which are pivoted at one end to the bottoms of the sides of said outer casing B, and provided on their inner sides with two hooks or studs, *g g*, as shown in detail in Fig. 4. Inner casing C is provided at each end of its sides with a vertical series, *h*, of holes or sockets, preferably shielded by a metallic thimble or ferrule. The corresponding holes or sockets of the several series are of equal altitude. When said studs on said locking-bars are caused to engage with said sockets or holes, said casing B and seat D are locked firmly in the position then occupied.

By means of these devices the commode is adapted to be used by persons of different height, and especially by either adults or children.

H designates the bottom of the commode. It is made detachable, and is supported by pins I inwardly projecting from guide-strips F near the bottom thereof.

The above-described devices may be varied in many ways without departing from the spirit of my invention.

Having thus fully described the said invention, what I claim as new, and desire to secure by Letters Patent, is—

1. A commode having two seats, one of said seats being formed of two sections, which are pivoted to the other seat, so as to turn laterally toward or from each other, in order to adapt said commode to be used either by children or adults at will, substantially as set forth.

2. The combination of outer casing B, piv-

oted locking-bars G, having hooks or studs *g g*, and inner supporting casing C, having sockets *h* arranged in series, substantially as and for the purpose set forth.

3. A commode having a seat of variable height and variable aperture, in order to accommodate children or adults at will, substantially as set forth.

In testimony that I claim the foregoing as my own I affix my signature in presence of two witnesses.

JULIUS KUTSCHER.

Witnesses:

GEORGE TERRY,  
WILLIAM KNOTH.