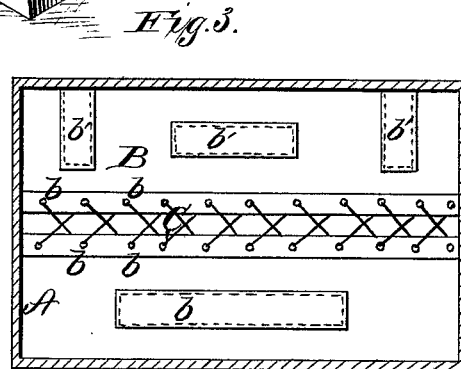
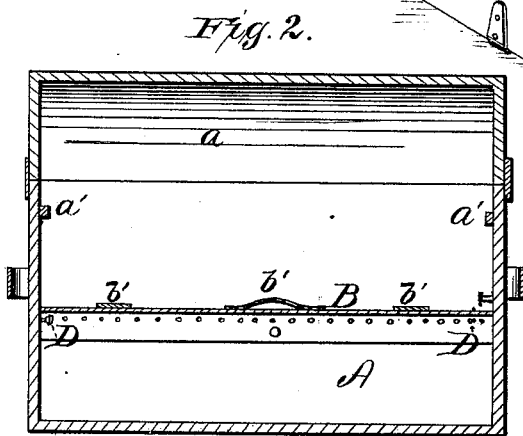
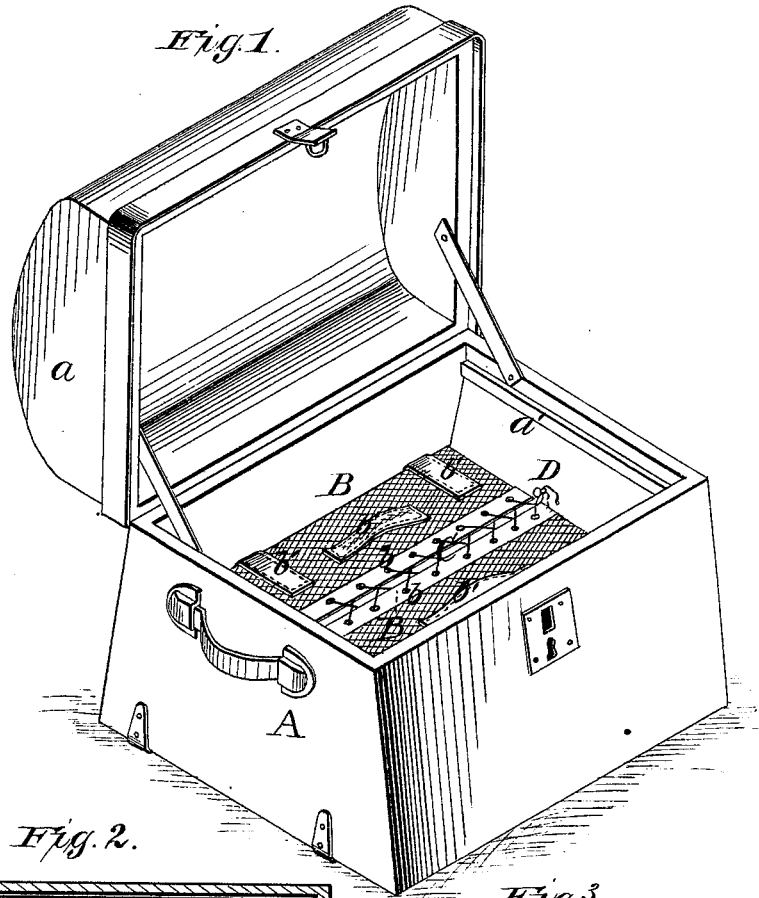


J. DE QUINDRE.  
TRUNK.

No. 195,807.

Patented Oct. 2, 1877.



WITNESSES  
*Frank A. Clemond*  
*James L. Fenton*

INVENTOR  
*Julia De Quindre*  
by *L. Deane*  
ATTORNEY.

# UNITED STATES PATENT OFFICE.

JULIA DE QUINDRE, OF DETROIT, MICHIGAN.

## IMPROVEMENT IN TRUNKS.

Specification forming part of Letters Patent No. **195,807**, dated October 2, 1877; application filed August 11, 1877.

*To all whom it may concern:*

Be it known that I, JULIA DE QUINDRE, of Detroit, in the county of Wayne and State of Michigan, have invented certain new and useful Improvements in Trunks, of which the following is a specification:

Figure 1 is a perspective view, showing the trunk-lid open, the tray removed, and my invention in place, strapped or secured as in use. Fig. 2 is a vertical central section from side to side of the trunk. Fig. 3 is a plan view, showing the diaphragm or partition in place for use.

The object of the present invention is to provide a movable horizontal partition or diaphragm in a trunk, which shall not only serve to cover and secure the articles packed or placed beneath it, but shall afford on its upper surface suitable support for the deposit of any garment or article to be packed; and to this end the said invention consists, more particularly, in providing in the main chamber or body of the trunk, at any suitable point, as between the tray and bottom of the trunk, certain pieces of canvas, cloth, leather, or material of any suitable character and texture, secured at their outer edges to the walls of the trunk, and adapted to be drawn together at their inner ends or edges and fastened to each other, thus forming a level or horizontal diaphragm or partition, all as will now be more in detail set out and explained.

In the accompanying drawing, A denotes a trunk, chest, box, or any such like device used in traveling or for household purposes, and it may be of any desired style, shape, size, and construction. *a* is the lid or cover; *a'*, cleats or a ledge on which a tray can be placed.

In the body of the trunk, and now shown as about midway between the bottom and the cleats or ledge *a'*, is fitted and secured the material which forms the partition B. This is now shown as made of two pieces of canvas, the one secured by its outer edge to the front wall of the trunk, and the other in like manner to the rear wall. It is designed to have these pieces or strips of such width that when raised so as to come on the same horizontal line, and edge toward edge, they may meet, or as nearly so as may be desirable. In the inner edges of these strips or pieces are made suitable holes *b*, protected, if desired, in any usual way, as by

grommets, and through these the string, cord, or stay C may be laced. At one end these cords may be secured to or in the wall of the trunk, and the other may be fastened to the hook or staple D in the wall of the trunk on the opposite side.

If so desired, strips of cloth or any soft fabric or material may be fastened along or upon the upper surface of the partition or diaphragm, as now indicated at *b'*. To these it will be convenient to secure dresses or any such article by pinning, tying, or otherwise, and thus hold them secure from motion when the trunk is moved. Like pieces may also be attached to the under side of the partition in like manner and for like service, and I may use with such pieces, or without and instead of them, elastics secured to the partition for the same objects and purposes.

The strips or parts of the partition, instead of being secured to the front and rear walls, as now shown, may be attached and secured at their ends to the sides or end walls of the trunk. Nor is it essential that each leaf or side shall be made of a single strip or piece, for it may sometimes be of advantage to make each in two or even more pieces, and in many other ways the mere method of construction can be altered or changed. The details of any such changes will, without any further description, readily suggest themselves. Likewise, instead of eyelets and cords, it may sometimes be of advantage to use straps and buckles or straps with hook and eye, or simply hooks and eyes, for I design to include in my present invention any and all such ways and means of securing the inner edges together that they can be readily secured and fastened strongly to each other, or, at will, easily disengaged. And while I have above mentioned such fabric and material as are close in their texture, I may, on occasion, use any open or reticulated material for making said partition, or even woven wire; also, in some forms of construction and use, pasteboard or thin wood will answer to advantage, as I design to make said partition of any material that can be easily and conveniently adapted to the purpose.

Sometimes it may be desired to put two or more of said partitions in the same trunk, and it may be of advantage to adapt my said in-

vention in trunks in place of the ordinary tray, also in trunks as now made without trays.

When not desired for use as a partition or diaphragm, the parts or strips may be allowed to lie against the sides of the trunk, and will then be out of the way for the use of the body of the trunk.

My said invention has very many points of difference and advantage over detachable trays or drawers provided with folding bottoms, and also over covers or diaphragms adapted to be fastened down and upon and over the clothing or articles beneath by straps secured to and on the inside of the trunk; but as my invention is designed to constitute a part of the trunk, and to afford a partition or diaphragm that can be held in fixed position, or may be folded against the trunk side, the conditions and construction whereof have all been above duly described, and which are not possible in the devices to which I now refer, I do not lay any claim to said devices or that contained or represented by them.

Having thus described my invention, what I consider new, and desire to secure by Letters Patent, is—

1. In a trunk or like device, the diaphragm B, constructed as described, and forming a part of the trunk, and adapted for use as a fixed partition, and when not in use to be folded against the trunk side, substantially in the manner and for the purposes set forth.

2. In combination with the pieces or strips B, attached to and combined with a trunk or like device, as shown, the strips *b'*, substantially as and for the purposes described.

In testimony that I do claim the foregoing as my own I do affix my signature in presence of two witnesses.

JULIA DE QUINDRE.

Witnesses:

L. DEANE,

THOMAS C. CONNOLLY.