

W. LAMB.  
CLASPS FOR SUPPORTING GARMENTS.

No. 195,827.

Patented Oct. 2, 1877.

FIG. 1.

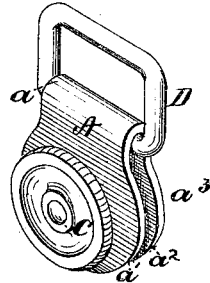


FIG. 2.

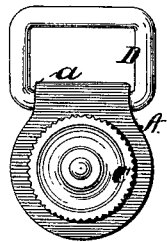
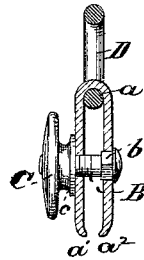


FIG. 3.



ATTEST:

Chas. Hall  
Le Blond Burdett.

INVENTOR:

William Lamb  
By Knight, Bro.  
Atty.

# UNITED STATES PATENT OFFICE.

WILLIAM LAMB, OF O'FALLON, ILLINOIS.

## IMPROVEMENT IN CLASPS FOR SUPPORTING GARMENTS.

Specification forming part of Letters Patent No. **195,827**, dated October 2, 1877; application filed July 2, 1877.

*To all whom it may concern:*

Be it known that I, WILLIAM LAMB, of O'Fallon, St. Clair county, Illinois, have invented certain new and useful Improvements in Garment-Supporters, of which the following is a full, clear, and exact description, reference being had to the accompanying drawings, making part of this specification.

My invention relates to those clasps which embrace the edge of the garment, and are held tightly thereto by means of a screw, (which passes through both jaws,) and a nut (formed in the shape of a button) engaging with said screw.

My improvement consists in making the clip in one piece, and providing its jaws with flanges adapted to engage with the garment. The jaws are drawn together by means of a button working on a screw having an angular shank adapted to fit in an angular perforation in either jaw, so that the screw may not turn in the jaws when the button is applied. The clip is provided with a link.

In the drawings, Figure 1 is a perspective view. Fig. 2 is a front view. Fig. 3 is a section axial to the screw.

The clip is marked A. It is bent at *a*, and has around the margin, from *a*<sup>1</sup> to *a*<sup>2</sup>, an in-turned rib, *a*<sup>3</sup>, which serves to take a fast hold upon the garment when the screw-button C is turned up on the screw B. The screw B has, preferably, a shank, angular at *b*, which fits in a similar hole in one of the jaws, so that the

screw may not turn when screwing the screw-button C upon it. The button C has a shank, *c*, to receive the loop engaged upon it. D is a loop or link, one side of which passes through the inside of the bend *a*.

In applying my improvement, the button C is removed from the screw B, and the clip placed upon the edge of the garment, so as to embrace it. The screw B is passed through the clip and the garment, and the button screwed on. This button may be upon either side of the garment. It may be used to button the suspender-loop upon, or it may be placed upon the inside and serve for the reception of the loop of the drawers. In the latter case the hook of the suspender may engage in the loop D.

It is evident that it may be used in a number of ways to supply the place of a button in most positions on pants or any inner garments, and is speedily applied without the use of needle or thread, or any special instruments.

I claim as my invention—

The improved clasp, consisting of a clip, A, formed in one piece, and provided with flanges *a*<sup>3</sup>, the screw B, having angular shank *b*, the button or nut C, and the link D, substantially as set forth.

WILLIAM LAMB.

In presence of—

JAS. MCFARLAND,  
C. HIXSON, M. D.