

J. L. SCHOLL.
TRACE-CARRIERS FOR HARNESS.

No. 195,847.

Patented Oct. 2, 1877

Fig. 1

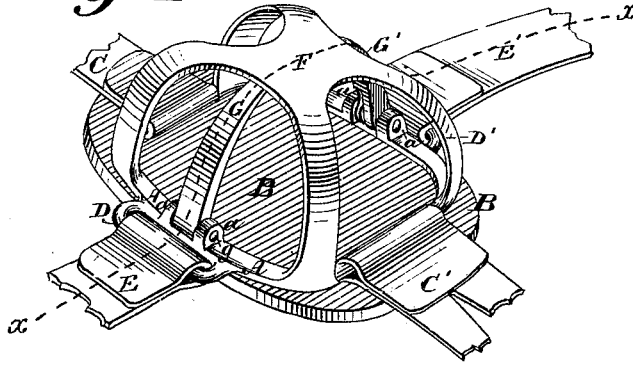


Fig. 2

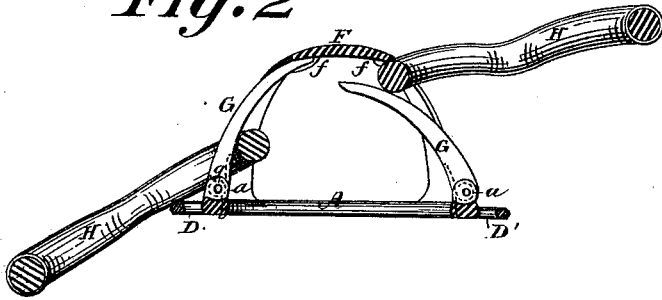


Fig. 3

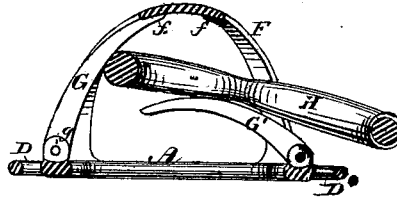
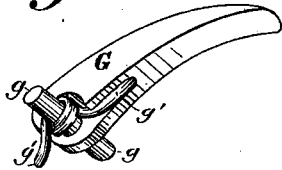


Fig. 4



Witnesses :

J. J. Lackey.
W. H. Rowe

Inventor.

John L. Scholl,
by his atty.,
C. F. Rowe.

UNITED STATES PATENT OFFICE.

JOHN L. SCHOLL, OF BURLINGTON, IOWA.

IMPROVEMENT IN TRACE-CARRIERS FOR HARNESS.

Specification forming part of Letters Patent No. **195,847**, dated October 2, 1877; application filed July 19, 1877.

To all whom it may concern:

Be it known that I, JOHN L. SCHOLL, of the city of Burlington, in the county of Des Moines and State of Iowa, have invented a certain new and useful Improvement in Trace-Carriers for Harness, of which the following is a specification:

My invention relates to that class of trace-carriers which are connected at the rump of the horse with the four quarters of the harness, and which, while serving to hold the parts of the harness together, is also provided with a suitable device to which the loose end of the trace may be hooked or connected when the horse is unhitched from the vehicle, and thus keep the end of the trace from dragging on the ground or cutting the horse when in motion.

The object of my invention is to provide an improved arrangement of parts which will permit the end of the trace to be more readily connected and disconnected from the carrier, as will hereinafter more fully appear.

In the accompanying drawings, Figure 1 is a perspective view of the carrier; Fig. 2, a vertical cross-section in the line *x x* of Fig. 1, showing the manner of hooking the trace on one side of the carrier, and showing it hooked upon the other; Fig. 3, a similar view of the same, showing the manner of unhooking the trace on one side and the trace unhooked on the other; Fig. 4, a perspective view of the tongue and its spring detached.

A quadrangular pad-plate, A, rests upon a pad, B, secured to the back-strap C of the harness. The fore side of the plate serves to hold the end of the back-strap C of the harness and the rear side of the plate to connect with the crupper-strap *c'*. Loops D D', projecting laterally from the outer sides of the pad-plate, serve to connect and support the quarter-straps E E' of the harness in a suitable manner, for a purpose hereinafter described. A plate, F, having branches joined to the four corners of the pad-plate, forms a dome-shaped frame-work of the carrier. Tongues G G', hinged to the ears *a a* on the pad-plate A by pins *g*, extend to the extreme upper portion or crown of the dome, and their loose ends fit into recesses *f f*, formed in the under side of the plate F, to strengthen its support and hold

the tongues in position laterally. A spring, *g'*, preferably of steel, is coiled around the pins *g*, to which the tongue G is pivoted, and is so arranged that one of its extremities will rest against the pad-plate, and the other end will fit into a recess formed in the inner side of the tongue, above its pivotal connection, in such manner that the free end of the tongue will be pressed with sufficient force into its recess *f* in the crown of the frame F. The loops D D', being secured laterally to the pad-plate beneath the tongues, will enable the tongue to be connected directly to the pad-plate, and leave a free passage-way of sufficient size between the branching arms of the plate F to admit of the ready and convenient insertion of the loop or cockeye H, secured to the end of the trace.

I am aware that a trace-carrier has been patented constructed with a frame resting on a pad-plate, and having tongues extending downward and outward from the center of the frame and held against the pad-plate by means of a spring, the loops provided for the quarter-straps being between the pad-plates and the lower end of the tongue, thereby shortening the tongues, in order to limit the frame to a size that would not appear clumsy when attached to the harness; but my improvement consists in having lateral loops for the quarter-straps, thus giving a longer tongue within a prescribed limit for the cage, besides having the tongues fastened to the pad-plate and running upward and inward, and fitting into a groove in the center of the frame, thus enabling the person using the horse to hook the cockeye into and unhook it from the tongue with facility and without raising the harness, as would be necessary in the case of the patent referred to.

By arranging the springs in the manner shown, each tongue will be provided with a separate spring compactly arranged, either of which springs may be readily removed and replaced, should it lose its tension or become broken. The pivot-pin *g* will thus serve the double purpose of pivoting the tongue and holding the spring in place. By pivoting the tongues to the pad-plates, the cockeye will follow the concave inner surface of the cage when being removed, and press the tongue entirely

out of the way, which greatly facilitates the removal of the cockeye.

I claim as my invention and desire to secure by Letters Patent—

A trace-carrier consisting of the dome-shaped frame, the base-bars of which are provided with laterally-projecting loops and lugs to receive the tongues, which are pivoted thereto,

and extend from the base to the crown of the frame, and arranged to be operated by springs, substantially in the manner and for the purpose specified.

J. L. SCHOLL.

Witnesses:

F. LINDSTADT,

J. H. BREMMERMAN.