

B. F. HOLBROOK.  
Cooking-Stoves.

No. 196,528

Patented Oct. 30, 1877.

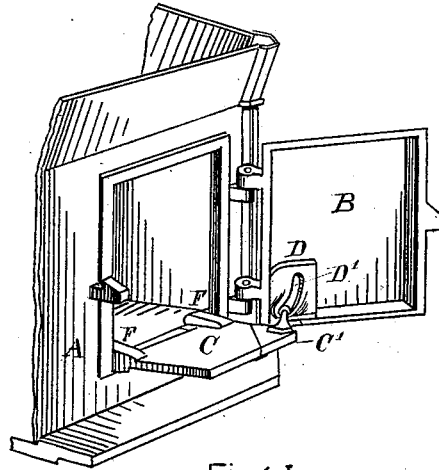


Fig. 1.

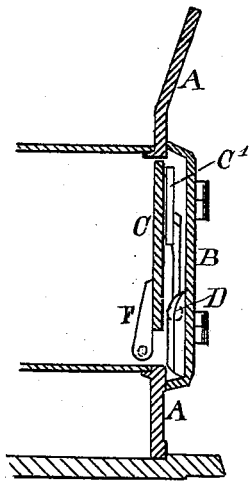


Fig. 3.

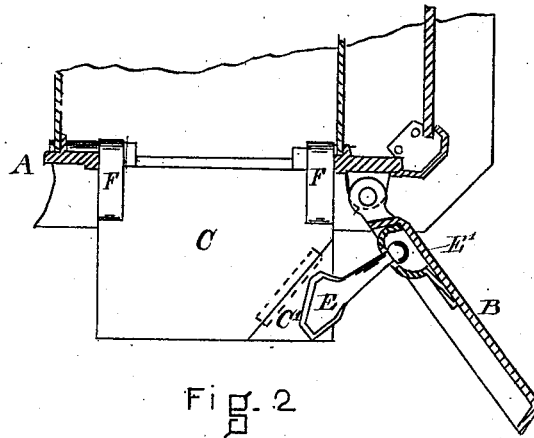


Fig. 2.

WITNESSES

*Frankly Parker*  
*A. A. Voss*

INVENTOR

*Benj. F. Holbrook*  
*By his attorney*  
*J. L. Newton.*

# UNITED STATES PATENT OFFICE.

BENJAMIN F. HOLBROOK, OF WAKEFIELD, MASSACHUSETTS.

## IMPROVEMENT IN COOKING-STOVES.

Specification forming part of Letters Patent No. **196,528**, dated October 30, 1877; application filed July 20, 1877.

*To all whom it may concern:*

Beit known that I, BENJAMIN F. HOLBROOK, of Wakefield, in the county of Middlesex and State of Massachusetts, have invented an Improvement in Cooking-Stoves, of which the following is a specification:

My invention consists in providing a shelf for the oven of a cooking-stove so attached to the stove at the bottom of the oven and to the door of the oven that when the oven-door is opened the shelf will fall downward and outward; and be on a level with the bottom of the oven.

Said shelf is in two parts, hinged together, and operates as herein described.

The object of the invention will be readily recognized, furnishing, as it does, a convenient rest for cooking-dishes when they are to be put into or removed from the oven.

Figure 1 is a perspective view of a part of a stove with the oven-door open and the shelf down. Fig. 2 is a lateral section of the same through the stove and door, showing the hinged part of the shelf and the devices for keeping the shelf in place when the door is opened; and Fig. 3 is a vertical section of the same with the door closed.

The letter A represents the stove; B, the oven-door; C and C', the oven-shelf; D, a clamp fastened onto the side of the door, having in its side a slot, D', in which plays the knob E' of the lever E. The lever E is attached to the part C' of the shelf C, the shelf itself being in two parts, C and C', as shown in Figs. 1 and 2, and the parts C and C', composing the said shelf, are hinged together, in

order that said parts may be folded together, back to back, when the oven-door is closed, thereby taking up but little room in the oven. F F are hinges of the shelf, attaching it to the bottom of the stove-oven. (Seen in Fig. 2.)

It will be observed (see Fig. 2) that the clamp has in it a slot, D', and that there is space in the clamp for the knob E' of the lever E to move, and that the lever is partly shut into the slot when the door is closed, and that the lever in part supports the shelf when let down.

I do not claim, broadly, of course, an oven-shelf falling downward and outward when the oven-door is opened, but only, in combination with the oven and door, the devices or means by which the shelf is let down into position for use when the door is opened, and the means by which the same is folded up when the oven-door is closed; and

What I claim as my invention, and desire to secure by Letters Patent, is—

In combination with a stove-oven and a stove-door, a shelf composed of the parts C and C', hinged together, the lever E, attached to the part C' of the shelf, said lever having a knob, E', at its other extremity, and the slotted clamp D, attached to the oven-door, all of said parts being arranged and combined together substantially in the manner and for the purpose described.

BENJAMIN F. HOLBROOK.

Witnesses:

J. L. NEWTON,  
JOHN PRAY.