

J. P. ALLISON.
Spring Bed-Bottoms.

No. 196,618

Patented Oct. 30, 1877.

Fig. 1.




Fig. 2.


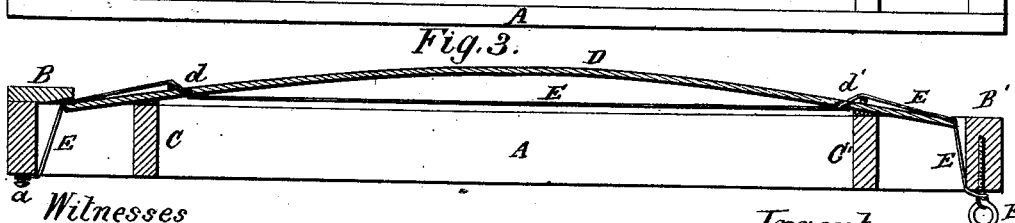


Fig. 3.



Witnesses
J. A. Faulerschiedt
Geo. A. Emmet

Inventor
Joseph P. Allison
by Gerritt C. Allen
att.

UNITED STATES PATENT OFFICE.

JOSEPH P. ALLISON, OF NORMAL, ILLINOIS.

IMPROVEMENT IN SPRING BED-BOTTOMS.

Specification forming part of Letters Patent No. 196,618, dated October 30, 1877; application filed May 23, 1877.

To all whom it may concern:

Be it known that I, JOSEPH P. ALLISON, of Normal, in the county of McLean and State of Illinois, have invented certain new and useful Improvements in Spring Bed-Bottoms; and I do hereby declare that the following is a full, clear, and exact description of the same, reference being made to the accompanying drawings, forming a part of this specification, and in which—

Figure 1 is a top view. Fig. 2 is a bottom view; Fig. 3, a longitudinal section.

This invention relates to improvements in the class of spring bed-bottoms in which curved spring-slats are used; and the invention consists in the construction and arrangement of parts, as will be hereinafter fully described.

A in the drawing represents the side bars, and B B' the end bars, of the frame of the bed-bottom. C C' represent the cross-pieces upon which the curved spring-slats D are supported near their ends. These curved slats are also supported by longitudinal strengthening-wires E, which are secured at one end to the bottom or under side of the end piece B of the frame, by means of screws or rivets *a*. The wires then pass up over the ends of the slats until they come to the slots *d* in the slats, near the cross-piece C, through which they pass, and extend along under said slats until they come to the cross-piece C', when they pass upward through the slots *d'*, in the slats, and over the ends thereof, and are secured to the thumb-screws, or other equivalent adjusting devices F, secured to the under side of the end piece B' of the frame, whereby the wires can be tightened or slackened, as desired.

The above-described spring bed-bottom is

very simple in its construction, and the slats, being curved upwardly, as shown, sustain the weight of a person upon them without sinking down or hollowing out at the middle of the bed-bottom, as is the case with most spring-beds.

The wires passing up through and over the ends of the slats give them the requisite elasticity, which can be increased or diminished, as desired, by tightening or slackening the wires; and if any of the wires break, they can be readily replaced at a trifling cost.

The frame can be dispensed with, if desired, and the cross-pieces placed between the side bars, and the wires secured to the under side of the end boards of the bedstead.

I claim as my invention—

1. The combination, in a bed, of the curved and slotted spring-slats D and the longitudinal strengthening-wires E, secured to the end pieces of the bed, and adapted to be tightened or slackened, substantially in the manner herein shown and described.

2. The combination, with the bed-frame A B B' C C', of the curved and slotted spring-slats D, and the longitudinal strengthening-wires E, passing under, up through, and over the ends of the slats, and secured as described, whereby the wires can be tightened or slackened, in the manner herein specified.

In testimony that I claim the foregoing I have hereunto set my hand this 18th day of May, 1877.

JOSEPH P. ALLISON.

Witnesses:

THOS. SLADE,
T. F. WILLIAMS.