
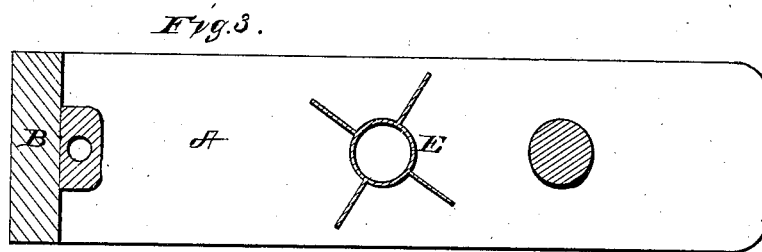
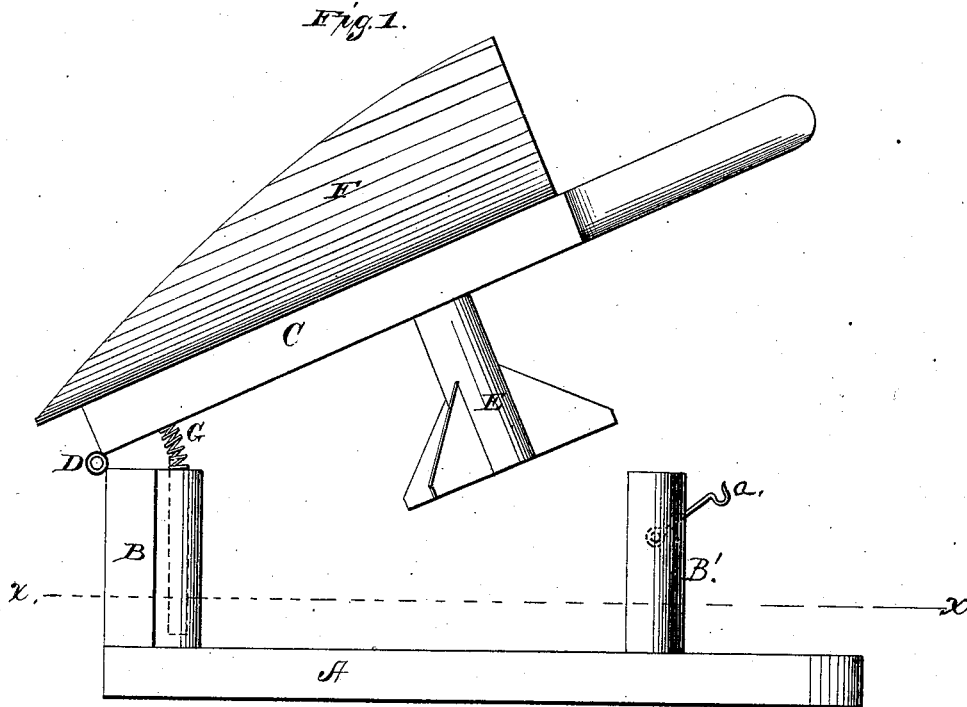


S. COOPER.  
 Apple Quartering and Coring Machine.  
 No. 196,743.                      Patented Nov. 6, 1877.



*Witnesses:*  
 Wm L Mcmillan  
 Adda Ellispie

*Inventor:*  
 Sarah Cooper

# UNITED STATES PATENT OFFICE.

SARAH COOPER, OF MORRISONVILLE, PENNSYLVANIA.

## IMPROVEMENT IN APPLE QUARTERING AND CORING MACHINES.

Specification forming part of Letters Patent No. **196,743**, dated November 6, 1877; application filed February 3, 1877.

*To all whom it may concern:*

Be it known that I, SARAH COOPER, of Morrisonville, in the county of Washington and State of Pennsylvania, have invented certain new and useful Improvements in Apple Cutting and Coring Machines, of which the following is a full, clear, and exact description, reference being had to the accompanying drawings, and to the letters of reference marked thereon, which form a part of this specification, and in which—

Figure 1 is a side view of my improved invention. Fig. 2 is a top-plan view of the conductor detached from the machine, and Fig. 3 is a section taken on the line *xx* of Fig. 1.

Similar letters of reference occurring on the several figures indicate like parts.

My invention relates to an improved construction of apple cutting and coring machines; and it consists in the details of construction and general arrangement of parts, all as will be hereinafter more fully described, and pointed out in the claims.

Referring to the drawings, A represents the base or bed piece of the machine, provided with an upright, B, at the rear, and to the top of which is pivoted the lever C, by means of the hinge D, as shown. E represents the hollow metallic cutter and corer, having four cutting-blades at its base, arranged at right angles to each other, the hollow stem being attached to and passing through the lever C, and projecting above the same into the metallic conductor F.

A coiled spring, G, is arranged in a vertical opening in the upright B, directly under the rear part of the lever, to keep the same in a position to receive the apple under the cutter and corer E, and also by which the said lever is elevated automatically for the reception of the next succeeding apple, and so on.

To the front of the base A is arranged an upright, B', having a suitable hook or catch, *a*, pivoted thereto on one side, and which is adapted to engage with a pin on the lever C, to hold the same down upon the uprights when it is desired to pack the machine in a small

space for shipment, or for carrying from place to place.

The construction of my invention being as described, the machine, when in operation, is placed across the open top of a barrel or other suitable vessel, and the apples placed, one by one, under the cutter and corer E. The lever C is then depressed by the hand, which causes said corer and cutter to pass down through the apple, the slices or quarters of which drop in the vessel beneath, while the core is forced upward through the tube by the succeeding cores, and, dropping into the conductor F, is ejected therefrom, by the next upward movement of the lever C, into a vessel placed to receive them.

The advantages of my invention will be readily seen, inasmuch as I am enabled to provide a machine possessing lightness and economy, and combining a high degree of efficiency and rapidity of operation, with a ready adaptation to the purpose intended.

I am aware that pivoted levers provided with a cutter and corer are not new, nor do I desire to claim, broadly, such a construction; but

What I do claim as new and useful is—

1. As an improved article of manufacture, an apparatus for cutting and coring apples, consisting of the levers C, provided with the conductor F and cutter and corer E, uprights B B', spring G, and base A, the several parts being combined and arranged to operate substantially as shown and described.

2. In a machine for cutting and coring apples, the combination of the lever C, provided with the conductor F, and cutter and corer E, with the uprights B B' and base A, substantially as specified.

3. In a machine for cutting and coring apples, the combination of the cutter and corer E with the lever C and conductor F, substantially as and for the purpose specified.

SARAH COOPER.

Witnesses:

WM. L. McMILLAN,  
ADDA GILLESPIE.