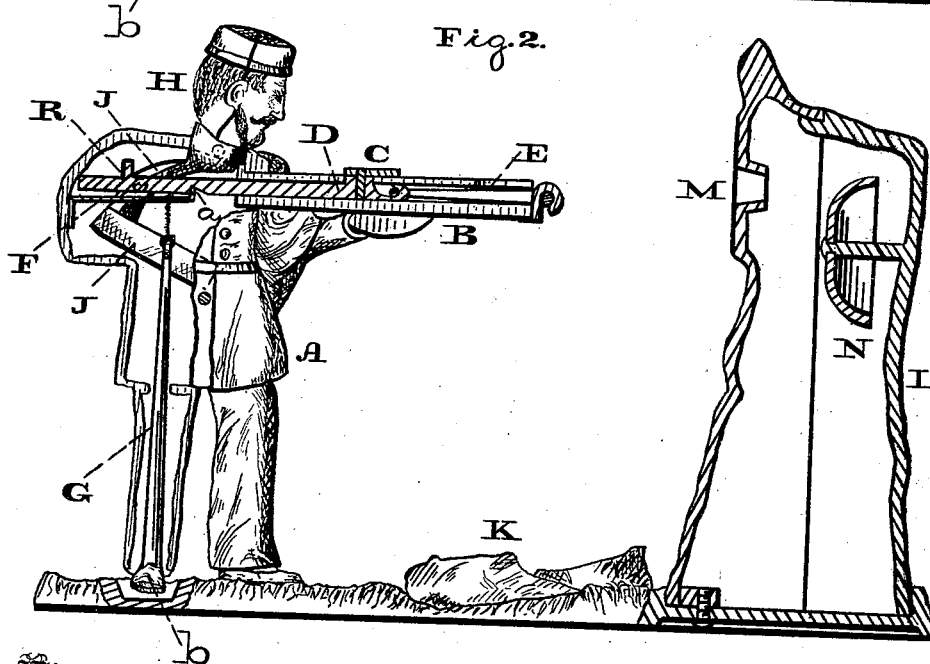
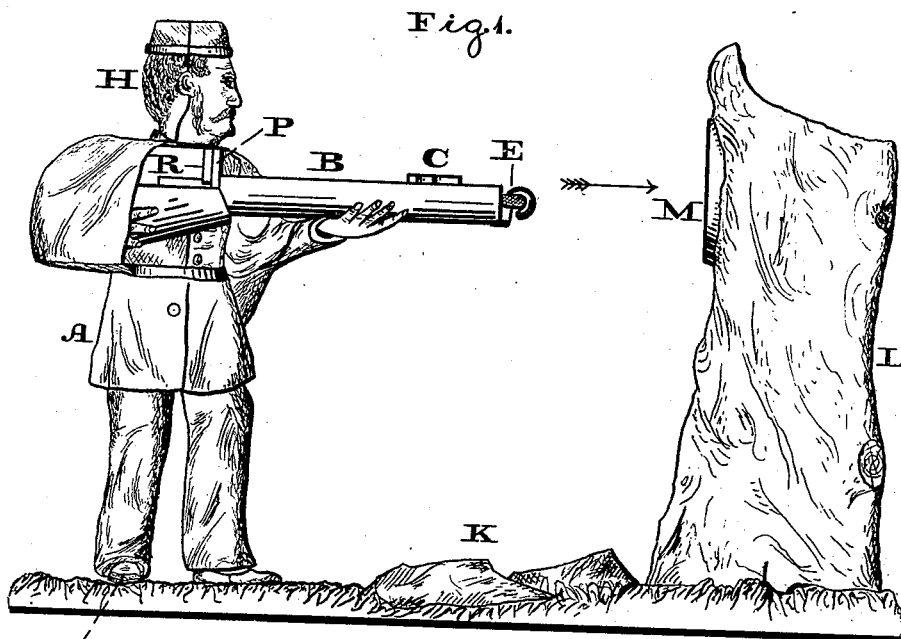


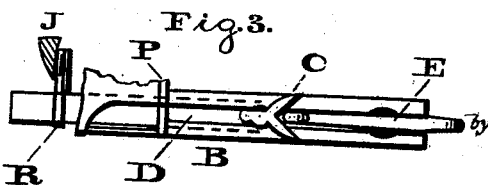
J. H. BOWEN.  
Toy Money-Box.

No. 196,870.

Patented Nov. 6, 1877.



Witnesses:  
*Lewis F. Brant,*  
*W. P. Brant*



Inventor:  
*James H. Bowen*  
*Paul A. Dickmann*  
Attorney.

# UNITED STATES PATENT OFFICE.

JAMES H. BOWEN, OF PHILADELPHIA, PENNSYLVANIA.

## IMPROVEMENT IN TOY MONEY-BOXES.

Specification forming part of Letters Patent No. **196,870**, dated November 6, 1877; application filed September 18, 1877.

### *To all whom it may concern:*

Be it known that I, JAMES H. BOWEN, of the city and county of Philadelphia, and State of Pennsylvania, have invented a new and useful Improvement in Toy Banks, which improvement is fully set forth in the following specification and accompanying drawings, in which—

Figure 1 is a side elevation of the toy bank embodying my invention. Fig. 2 is a longitudinal vertical section thereof. Fig. 3 is a top view of a portion thereof.

Similar letters of reference indicate corresponding parts in the several figures.

My invention consists of a toy bank of the form of a fire-arm or weapon, which is supported by a figure, and operated by a movable portion of the same, in combination with a hollow target, into which coin or money will be shot or projected by a plunger of the weapon.

It also consists of the head of the figure of the toy bank, operated by the engagement and disengagement of the plunger of the weapon, so as apparently to sight or aim the weapon, and rise on or after its discharge.

Referring to the drawings, A represents a hollow or partly hollow figure, which may be of the form of a human being or other animal; and it is represented in the act of holding a fire-arm, B, constituting a support and guide for a dart or plunger, C, which is connected to or formed with a slide, D, to which is attached a spring, E, for causing a forcible forward motion of the dart or plunger.

The rear end of the slide D projects into the body of the figure, and near said end the slide has a notch, *a*, with which is adapted to engage a spring-dog, F, secured within the body of the figure.

Connected to the dog is a trigger, G, which extends through the hollow leg of the figure and terminates in a foot, *b*; or, if the figure is of the form of an animal, the trigger may be made to represent the tail of the animal.

H represents the head of the figure, which is mounted on the body so as to have a swinging motion, and to its under side is connected a weighted arm, J, which is so arranged that at certain times it may be engaged by the rear end of the slide D, or a projecting portion

thereof, the normal position of the head being shown in Fig. 1.

The figure A will be connected to or formed with a base, K, from the end of which, opposite to the figure, there rises a hollow target, L, constituting the money receiver or bank. In the side of the target there is an opening, M, which is in line with the dart or plunger D, the weapon B being aimed at the target, and within the target is secured a bell or gong, N, located near the opening M.

The operation is as follows: The dart or plunger C is forced rearward until the dog F engages with the notch *a* of the slide D. In this motion the slide presses against the weighted arm of the head H, and forces the head forward to a position apparently sighting the weapon or taking aim.

A piece of coin or money is now placed on the arm B, contiguous to the dart or plunger C, and the trigger G is operated so as to cause the disengagement of the dog F and slide D. The dart or plunger flies forcibly forward, and shoots or projects the coin or money into the target L through the opening M, said coin or money striking and sounding the gong N, and remaining in the target as a receptacle.

Simultaneously with the discharge of the dart or plunger and the movement of the slide D, the weighted arm J being no longer controlled, the head H assumes its normal position as if in the act of viewing the effect of the shot.

It will thus be seen that the head imitates motions incident to sighting or aiming or discharging a weapon.

On the weapon B is a pan, P, and on a relative portion of the slide D is a hammer, R, which is adapted to strike the pan. By placing a cap, match, or similar explosive article against or near the pan, the motion of the dart, and consequently of the slide, causes the hammer to strike and snap said cap or match, thus creating the impression of the employment of a fire-arm for the discharge of the coin, or providing additional amusement.

Having thus described my invention, what I claim as new, and desire to secure by Letters Patent, is—

1. A toy bank composed of a human or other animal figure and a hollow target and coin-

receptacle, into which the coin is deposited by means of a plunger, supported by the figure, and operated to project the coin by a movable portion of the same, substantially as set forth.

2. A hollow target and coin-receptacle, in combination with a figure supporting a plunger, and having a head operated by the engage-

ment and disengagement of the plunger, to imitate motions incident to aiming and discharging a weapon, substantially as and for the purpose set forth.

J. H. BOWEN.

Witnesses:

JOHN A. WIEDERSHEIM,  
FRANCIS A. SHARP, M. D.