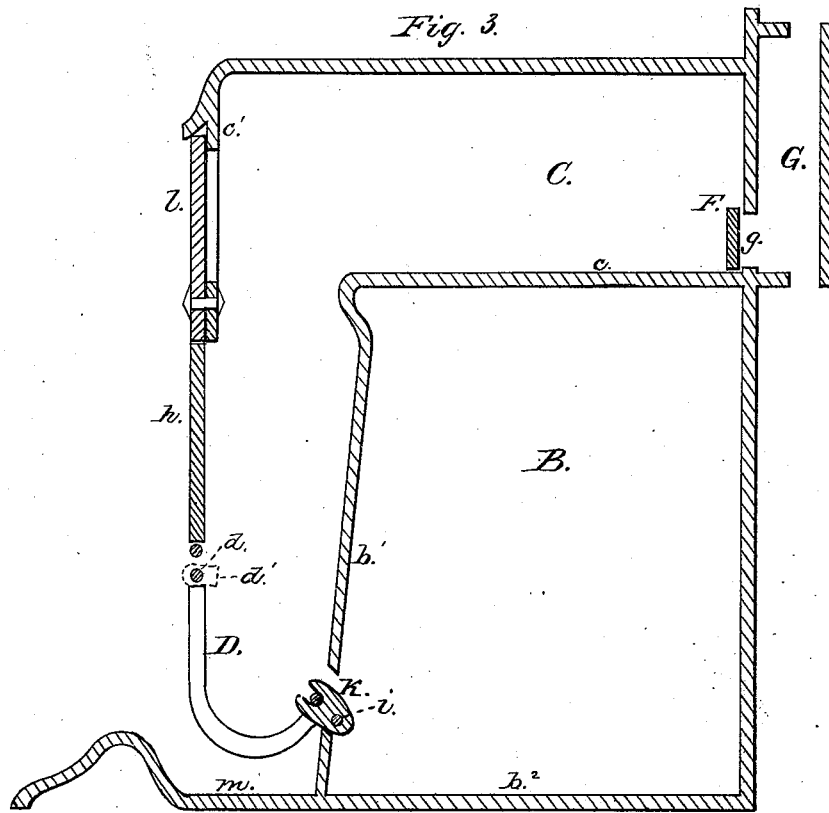
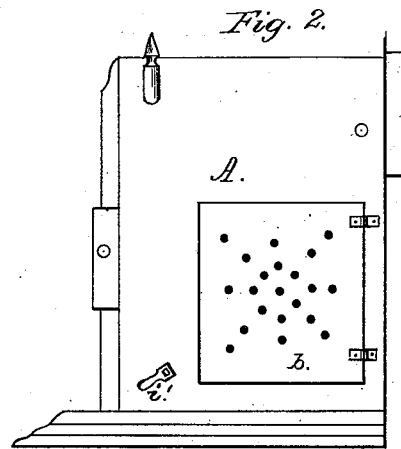
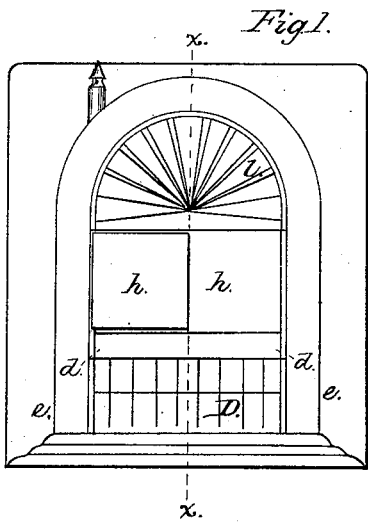


R. E. C. DIVVER.
Warming Stove.

No. 196,883.

Patented Nov 6, 1877.



Witnesses:
Louis Rogger
August Petersen

Inventor
Robert E. C. Divver
By *Parker H. Sweet, Jr. & Co.*
Attys.

UNITED STATES PATENT OFFICE.

ROBERT E. C. DIVVER, OF MEMPHIS, TENNESSEE.

IMPROVEMENT IN WARMING-STOVES.

Specification forming part of Letters Patent No. **196,883**, dated November 6, 1877; application filed June 18, 1877.

To all whom it may concern:

Be it known that I, ROBERT EDMUND CHARLES DIVVER, of the city of Memphis, Shelby county, Tennessee, have invented a Warming-Stove, of which the following is a specification:

The object of my invention is the construction of a warming-stove which shall have an open grate, and present, in addition thereto, a great extent of heating-plate surface.

It consists in a partially-inclosed stove-casing having its upper portion overhanging a grate and serving as a flue, and its lower and rear portion formed into an inclosed heating-chamber extending below the bottom of the grate; and, further, in connecting the bottom back bar of the grate to a rocker, which may be operated from the outside of the stove.

In the drawings, Figure 1 is a front view of my improved stove; Fig. 2, a side view; and Fig. 3, a vertical section taken on the line *x x* in Fig. 1.

The letter A designates the stove-casing, the lower rear portion of which is an inclosed heating-chamber, B, provided with perforated doors *b*. Above, and separated from this heating-chamber by a plate-wall, *c*, is a flue-chamber, C, extending forward beyond the said heating-chamber, and having its bottom open over the grate D, which is hung by ears *d* in bearing-plates *d'*, secured to the jamb-walls *e*. In the rear wall of this flue-chamber is arranged a damper, F, which closes an opening, *g*, into a flue, G, which extends into a fire-place, or through an opening in the wall communicating with a chimney. Between the top of the grate and the overhanging front wall *c'* of the flue-chamber are suitable doors *h*, which may be hinged to the jamb-walls or attached to the stove-case by any of the ordinary and suitable means.

Near the foot of the front wall *b'* of the heating-chamber is arranged a transverse rod, *i*; and projecting at right angles from and firmly attached to this rod is a forked plate, K, which plays through a slit in said front wall, and embraces in its fork the back bar of the grate. One end of the rod *i* projects outward through the wall of the stove-casing, and is provided with a winch or handle, *i'*. By operating this handle to rock the shaft or rod *i*, the forked plate K is caused to vibrate and swing the grate back and forth for shaking out ashes. Or the said plate may be turned down in front far enough to release the grate, which may then be swung outward and upward for emptying, its back bar falling into the fork of the plate, when said grate is again swung down, and the said plate may be then turned up to hold the grate in place.

The front wall of the flue-chamber is provided with a wing-damper, *l*.

The bottom wall *b''* of the stove-casing also forms the bottom wall of the heating-chamber B, and extends forward under the grate to form the ash-chamber *m*.

What I claim as my invention is—

1. The combination of the inclosed heating-chamber B, the grate D, arranged in front and near the bottom thereof, and the flue-chamber C, arranged above said heating-chamber and overhanging the grate, as described.

2. The combination of the swinging grate D, the forked plate K, and the rocking-rod *i*, as set forth.

ROBERT EDMUND CHARLES DIVVER.

Witnesses:

JNO. S. TOOF,
C. D. STEINKUTEL.