

J. D. McCLAIN.
 Device for Depositing and Covering Pictures in Tomb-
 stones, &c.

No. 196,919.

Patented Nov. 6, 1877.

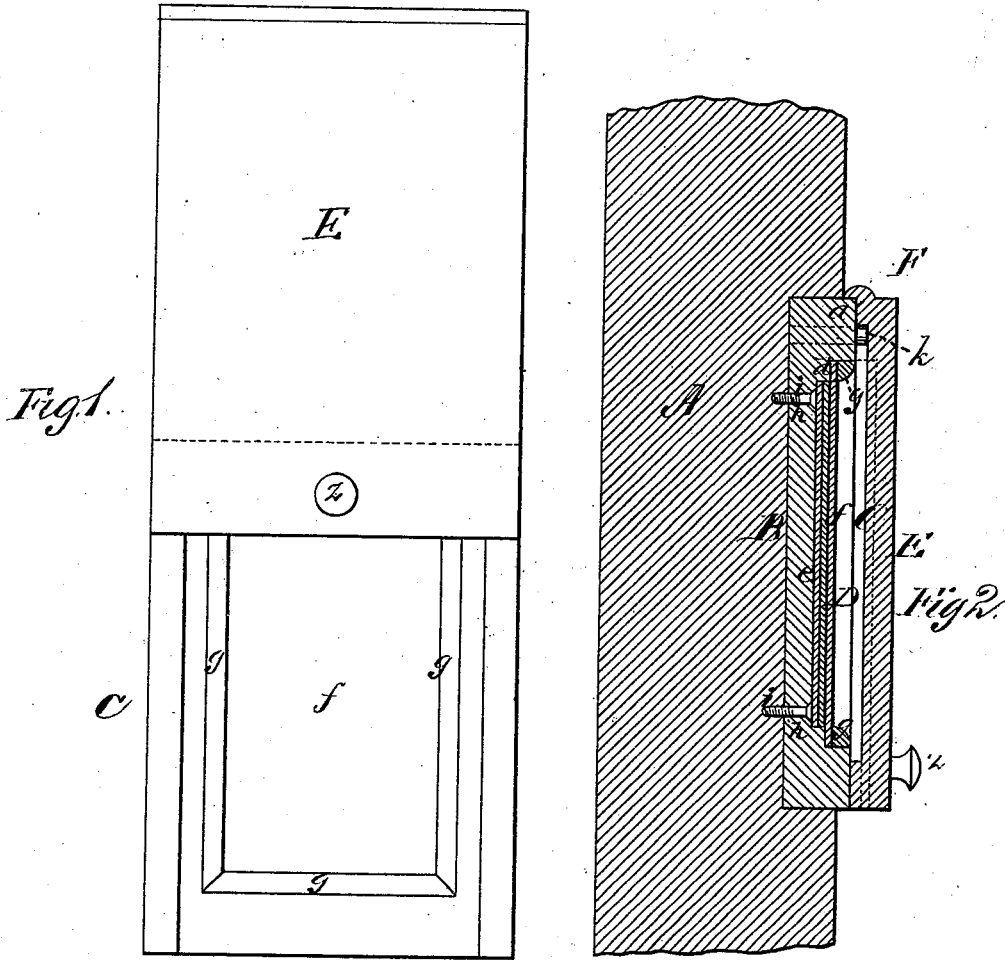


Fig. 3.

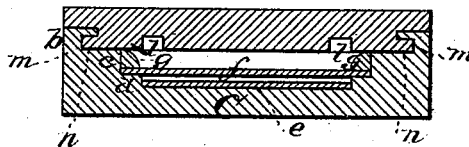
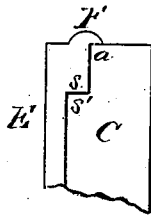


Fig. 4.



WITNESSES
Mary S. Utley
C. J. Hasi

INVENTOR
James D. McClain
 by *E. W. Anderson*
 ATTORNEY

UNITED STATES PATENT OFFICE.

JAMES D. McCLAIN, OF ST. JOSEPH, MISSOURI.

IMPROVEMENT IN DEVICES FOR DEPOSITING AND COVERING PICTURES IN TOMBSTONES, &c.

Specification forming part of Letters Patent No. **196,919**, dated November 6, 1877; application filed September 15, 1877.

To all whom it may concern:

Be it known that I, JAMES DAVID McCLAIN, of St. Joseph, in the county of Buchanan and State of Missouri, have invented a new and valuable Improvement in Devices for Depositing and Covering Pictures in Tombstones and Monuments; and do hereby declare that the following is a full, clear, and exact description of the construction and operation of the same, reference being had to the annexed drawings, making a part of this specification, and to the letters and figures of reference marked thereon.

Figure 1 of the drawings is a representation of a front view of my invention. Fig. 2 is a vertical longitudinal section of a tombstone with the memento-case applied. Fig. 3 is a cross-sectional view of the case; and Fig. 4 is an edge view of the same, showing the overlapping weather-strip.

This invention has relation to means for providing tombstones with receptacles for photographs and pictures; and it consists in the construction and novel arrangement of the rabbeted case, let into the stone and secured thereto, and the slide-cover moving on tongue-and-groove ways vertically, and having stop-slots working on pins or studs, and overhanging corner-offsets and cap-ledge, as hereinafter fully shown and described.

In the accompanying drawings, the letter A designates the stone recessed at B, in order that the case C may be let in sufficiently for security, while it is allowed to project a little above the face of the stone, as indicated at *a*.

The case is recessed for the reception of the picture or memento at D, the recess being bounded by rabbeted or stepped marginal walls having three successive ledges, *b c d*, respectively designed to receive the slide-cover, its flanges, and the glass over the picture, which is arranged in the bottom of the recess, as shown at *e*.

The glass *f*, which is placed on the ledge *d*, is confined by suitable edge-strips *g*. Through the bottom of the recess are made suitable holes, *h*, for the passage of screws *i*, which serve to fasten the case securely into its recess in the stone.

Studs or pins *k* above the recess D are designed to engage with slots *l* in the inside face of the cover E, and thereby to serve as stops to prevent this cover from being pulled entirely off.

Grooves *m* in the upper ledge *b* receive the slide flanges or tongues *n* of the cover. These tongues extend to the lower end of the cover, for convenience in adjusting the same, but terminate near the upper end in shoulders *s*, which serve as stops, in connection with the shoulders *s'* of the case-corners, which engage therewith, and prevent the cover from being pushed downward beyond the closing-point.

Along the upper edge of the cover is formed a reversely-projecting ledge-cap, F, which, extending toward the stone over the projecting portion *a* of the upper end of the case, serves as a kind of weather-strip to ward off the rain, and prevent the interior of the case from becoming injured by moisture. When the slide is down, it may be secured by a lock or screw, Z.

The fastenings to the stone being concealed in the bottom of the box or case, and the slide-ways being arranged on the inside, it will be difficult for any one to tamper with or remove the case, especially if ignorant of the concealed fastenings. Being let deeply into the stone, it cannot be pried off, and is designed, therefore, to be very effective in the protection of pictures against marauders, as well as against dampness, in the exposed situations in which it is to be used.

Having described this invention, what I claim, and desire to secure by Letters Patent, is—

1. The combination, with the stone A, having recess B, of the memento-case C, having recess D, with successive ledges *b c d*, inside grooves *m*, and pins or studs *k*, and the slide E, having grooves *l* and tongues *n*, substantially as specified.

2. The memento-case C, having the picture-recess D, with inside ledges *b c d*, the inside lateral grooves *m*, and the pins or studs *k*, and the sliding lid E, having lateral tongues *n* and longitudinal grooves *l*, combined, arranged, and operating substantially as specified.

In testimony that I claim the above I have hereunto subscribed my name in the presence of two witnesses.

JAMES DAVID McCLAIN.

Witnesses:

R. W. MUSSER,
J. A. WING.