

T. H. SABIN.
 Attaching Devices for Leather-Straps.
 No. 196,939. Patented Nov 6, 1877.

Fig. 1.

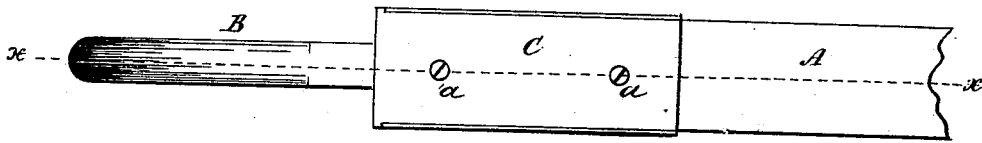


Fig. 2.

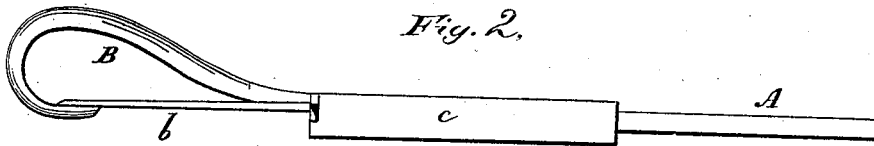


Fig. 3.


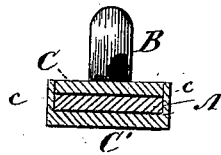


Fig. 4.



Attest:

E. E. Post,
 August Peterson.

Inventor:
 Thomas H. Sabin,
 by Louis Bagger & Co.
 Attys.

UNITED STATES PATENT OFFICE.

THOMAS H. SABIN, OF GREEN CENTRE, INDIANA.

IMPROVEMENT IN ATTACHING DEVICES FOR LEATHER STRAPS.

Specification forming part of Letters Patent No. **196,939**, dated November 6, 1877; application filed July 14, 1877.

To all whom it may concern:

Be it known that I, THOMAS HOXEY SABIN, of Green Centre, in the county of Noble and State of Indiana, have invented certain new and useful Improvements in Corrugated Harness Attachments, of which the following is a specification:

My invention relates to the snap-hooks and other hooks and metal loops or appurtenances used on harness; and it consists in the construction and combination of corrugated clamping-plates for the purpose of securing said hooks or other appurtenances firmly upon the ends of the straps to which they belong, substantially as hereinafter more fully described, and pointed out in the claim.

In the drawing, Figure 1 is a plan view. Fig. 2 is a side view of the portion of a leather strap with a snap-hook affixed to its end. Fig. 3 is a longitudinal section on the line *x x*, Fig. 1; and Fig. 4 is a cross-section.

Similar letters of reference indicate corresponding parts in all the figures.

A is the strap. B is the hook, and C C' the clamping-plates by means of which it is secured upon the end of the strap. The hook B, with its spring *b*, is riveted onto the top plate C, which fits between the flanges *c c* of the other plate, C'. The inner sides or faces of plates C and C' are corrugated, as shown in Fig. 3, the corrugations taking the form of steps or shoulders, the steep sides of which face the front ends of the plates, from which they slant down rearwardly. When the strap A is placed between the two plates, and these are united by the screws *a a*, the strap will be firmly held or clamped between the corrugated surfaces of plates C and C', the steep shoulders of which, as will be seen by reference to

Fig. 3, absolutely prevent the withdrawal of the strap. The flanges *c* of the lower plate prevent the strap from being displaced laterally.

By the ordinary method of securing hooks and other metallic harness appurtenances to the ends of straps—*i. e.*, by simply riveting them onto the fastening-plates, or securing them between two smooth surfaces with the aid of perforations and screws—all the strain comes upon the perforations in the strap, which, by the constant pull, become elongated, and finally tear out, necessitating repair of the strap or its replacement by a new one; but by my improvement the strap is held in place by friction between the corrugated plates, thus making tearing or displacement impossible.

I do not, broadly, claim corrugated clamping-plates, as I am aware that they are not new; but,

Having thus described my invention, I claim and desire to secure by Letters Patent of the United States—

The combination, with the side-flanged bottom plate C', provided with corrugations, as shown, of the top plate C, fitting between the flanges *c c* of the plate C', and provided with corrugations corresponding to those of the bottom plate, the whole adapted, with the screws *a a*, to clasp and hold a strap, substantially as shown and described.

In testimony that I claim the foregoing as my own I have hereto affixed my signature in presence of two witnesses.

THOMAS HOXEY SABIN.

Witnesses:

ELI W. BROWN,
ARTHUR HOOVER.