

J. BROWN.  
Game Apparatus.

No. 197,091.

Patented Nov. 13, 1877.

Fig. 1.

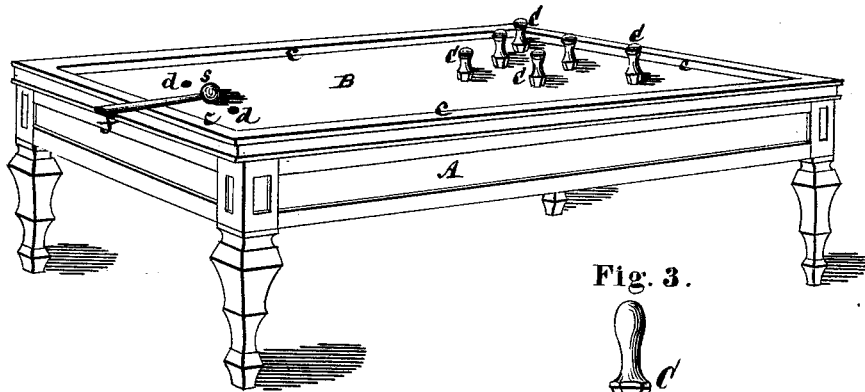



Fig. 3.



Fig. 2.



WITNESSES.

*Fred. Hayes*  
*L. Allen*

INVENTOR.

*John Brown*  
*By his Attorneys*  
*Brown & Allen*

J. BROWN.  
Game Apparatus.

No. 197,091.

Patented Nov. 13, 1877.

Fig. 4.

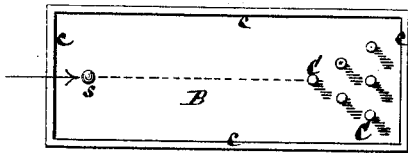


Fig. 5.

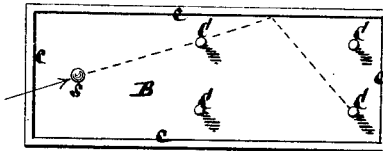


Fig. 6.

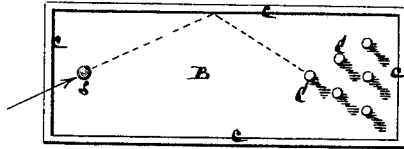


Fig. 7.

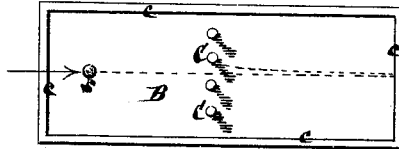


Fig. 8.

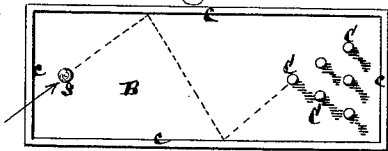


Fig. 9.




Fig. 10.

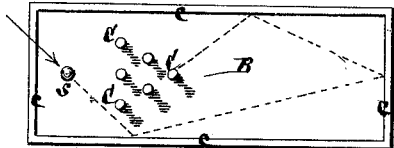
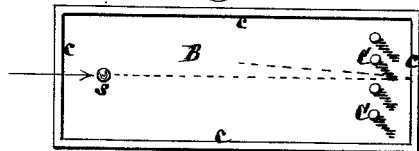


Fig. 11.



WITNESSES.

*Wm. H. Hayes*  
*L. Allen*

INVENTOR.

*John Brown*  
*by his Attorney*  
*Brown & Allen*

# UNITED STATES PATENT OFFICE.

JOHN BROWN, OF PROVIDENCE, RHODE ISLAND.

## IMPROVEMENT IN GAME APPARATUS.

Specification forming part of Letters Patent No. **197,091**, dated November 13, 1877; application filed August 28, 1877.

### *To all whom it may concern:*

Be it known that I, JOHN BROWN, of Providence, in the county of Providence and State of Rhode Island, have invented an Improvement in Games; and I hereby declare that the following is a full, clear, and exact description of the same, reference being had to the accompanying drawing, forming part of this specification.

My invention relates to that class of games which, like billiards, are played upon a cushioned table with balls and a cue; and is designed to furnish a cheap and elegant game, which combines nearly all the requisites of skill in its performance which characterize billiards, but which may be played upon a narrower and less expensive table than billiards, thus furnishing a more convenient and economical household amusement.

The invention consists in the combination, with the cushioned table, and with one or more balls for use in connection therewith, of polygonal pins having numbered sides, as more fully hereinafter set forth.

The invention further consists in a game apparatus consisting of the combination of a table, balls, pins, and cue with pin-spots arranged in geometrical figures on the playing-surface of the table; and the invention further consists in polygonal pins having numbered sides and a supporting-base, and adapted to be thrown down by a ball, all of which will be fully hereinafter described.

Figure 1 in the accompanying drawings is a perspective view of a cushioned table having pins arranged thereon, as in one mode of playing my improved game. Fig. 2 is a top view of the said table. Fig. 3 is a side view of one of the pins. Figs. 4, 5, 6, 7, 8, 9, 10, and 11, respectively, illustrate different modes of setting the pins for varying the game.

A represents the table, which is provided with cushions *c*.

The bed or playing-surface B of the table may be made of wood, stone, metal, slate, or any other suitable material. It may, if desired, have a cloth cover, and may be of various sizes.

On the playing-surface B of said table are arranged a series of spots, *b*, on which to place the pins C. These spots are arranged to form

one or more geometrical figures, preferably a series of triangular figures, marked D, as shown in Fig. 2, one in advance of the other, and with the bases of certain of said triangular figures facing the player, while the remaining or more distant triangular figure has its apex in said direction.

These spots *b*, of which there may be any desired number, but preferably six, may be interspersed with intermediate minor spots *e*, arranged to form hexagonal figures, with one spot in the center of each of said figures; or either of said arrangements of spots *b* or *e* may be used alone.

There is also a series of spots, *d*, preferably three, at the playing end of the board, on which to place the ball *s*, which is struck by the cue *f*. It is proposed to play the ball in a general way from the center of one of these spots.

The pins C are of polygonal form—six-sided ones, however, are preferred. These sides are numbered, say, from one to six, or otherwise.

Said pins are variously placed upon the spots *b* or *e*, at different distances from the player; but generally on one or other of the triangular figures D.

Figs. 4, 5, 6, 7, 8, 9, 10, and 11 indicate certain of the many modes of playing the game, both by direct stroke of the balls *s* and by the cushioning play of the latter, as regards its knocking down the pins C.

There may be any number of players, and the count, as the pins C are knocked down, may either be that of the number of pins displaced for a given number of strokes, or the aggregate of the numbers on the uppermost sides of the pins which are thrown down during a given number of strokes by the cue of the one player as against another. This last mode of counting is most desirable, as it combines instruction with amusement by the practice of arithmetical addition and forming of figures which it involves; and to the beginner there is often much encouragement in thus playing the game, as success in such case is less dependent upon skill than if the number of pins knocked down were merely to count.

That the game may be variously played, and with both much or little skill, will be obvious to any billiard-player, and that it is applicable

to being played either in public or private, wherever billiards are admissible, and in homes and places where a billiard-table would not be convenient or desirable.

I claim—

1. The combination, with a cushioned table, and with one or more balls and cues for use in connection therewith, of the polygonal pins, having numbered sides, essentially as described.

2. In a game apparatus consisting of the

combination of a table, balls, pins, and cue, the pin-spots, arranged in geometrical figures, substantially as described and shown.

3. The polygonal pins C, having numbered sides and a supporting-base, and adapted to be thrown down by a ball, substantially as described.

JOHN BROWN.

Witnesses:

JAMES C. BURLINGAME,  
LOUIS BURLINGAME.