

L. D' AURIA.
Seal-Lock.

No. 197,342.

Patented Nov. 20, 1877.

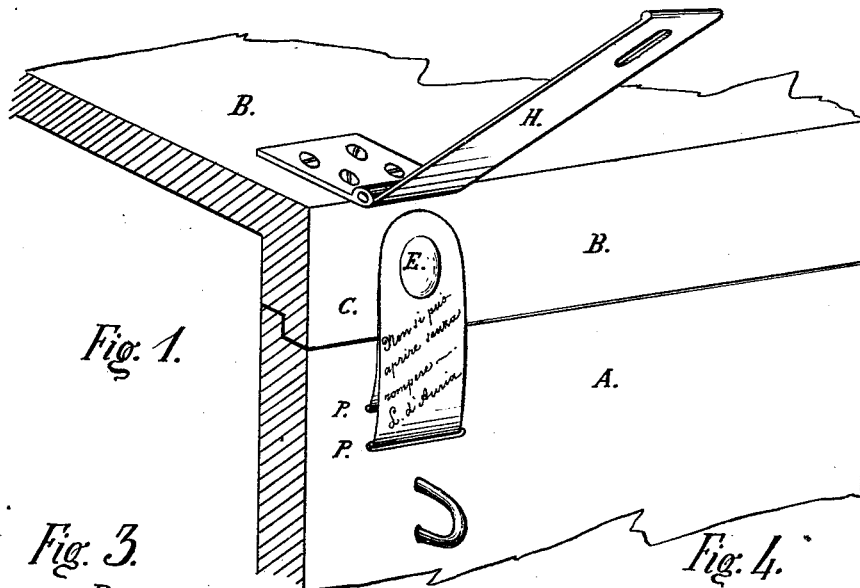


Fig. 1.

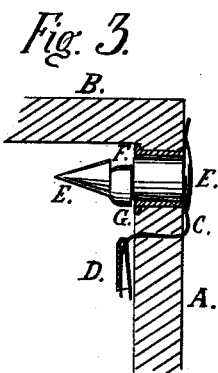


Fig. 3.

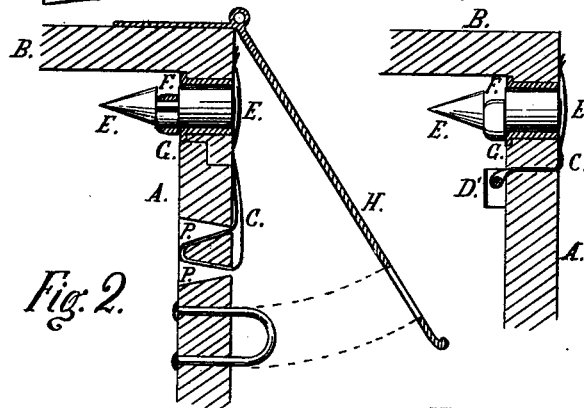


Fig. 2.

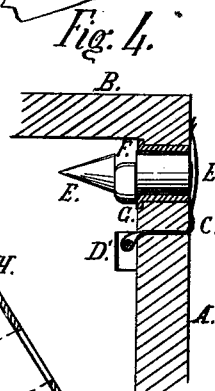


Fig. 4.

Fig. 5.

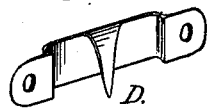
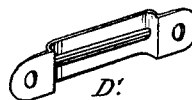


Fig. 6.



Witnesses;
H. F. Montgomery
M. B. McAlbee

Inventor;
Luigi d'Auria

UNITED STATES PATENT OFFICE.

LUIGI D'AURIA, OF BALTIMORE, MARYLAND.

IMPROVEMENT IN SEAL-LOCKS.

Specification forming part of Letters Patent No. **197,342**, dated November 20, 1877; application filed October 18, 1877.

To all whom it may concern:

Be it known that I, LUIGI D'AURIA, subject of the King of Italy, residing in Baltimore, in the county of Baltimore and State of Maryland, have invented a new and useful Improvement in Seal-Locks, which improvement is fully set forth in the following specification and accompanying drawings, in which—

Figure 1 is a perspective view of a fragment of trunk with my seal-lock. Figs. 2, 3, and 4 are longitudinal sections of the same. Figs. 5 and 6 are perspective views of two different pieces of my seal-lock.

The object of my invention is to present an improvement in seal-locks, by means of which to inform the owners in case their doors, trunks, bureaus, or other furniture may have been opened during their absence.

In the drawings, C is a kind of check, consisting of a slip of paper or other material, marked with peculiar seal or signature. This check serves to fasten together the trunk A and its lid B. Instead of upon the trunk A and lid B, it could be put up on a door and its casing, or a bureau and its drawer.

D is a hook, and D' a buckle, which serve to fix one extremity of the check to the trunk. In some cases, for the buckle D' could be substituted two apertures, *p p*, opened through the trunk, as shown, Figs. 1 and 2.

E is a pivot, having at its extremity a loose ring, F, adjusted in an annular slot. This pivot and its ring fit a tube, G, which passes through the lid, near its edge, and is fixed by means of a flange nailed internally.

The pivot or bolt E serves to fix the other

extremity of the check C to the lid B, and its loose ring F, after having passed the tube G, takes an eccentric position relatively to the pivot. It places itself in eccentric position by means of its own weight or any elastic body placed within it, and hinders the extraction of the same pivot from the inside of the tube G. Consequently, after having closed the trunk or door, and fixed the check C in the above-described manner, it is necessary to tear this check for opening the same trunk or door, as it is impossible to remove the pivot E without opening the trunk or door and adjusting the ring F in a concentric position.

Instead of the hook D or buckle D', a second pivot, E, can be used. The pivot E can also pierce the check, passing through it, making its extremity like a puncher.

To prevent the accidental rupture of the check, a metallic cover, H, may be used, fastened with an ordinary padlock.

What I claim as new, and desire to secure by Letters Patent, is—

1. A pivot or bolt, E, in combination with a loose ring, F, and tube G, substantially as shown and described.

2. The pivot E, ring F, and tube G, in combination with the hook D or buckle D' and check C, the whole applied to a trunk, door, or other furniture, substantially as shown and described.

LUIGI D'AURIA.

Witnesses:

EDWARD OTTO,

LÉONCE RABILLON, Jr.