

J. & F. HERMANN.
Bed-Bottoms.

No. 197,365.

Patented Nov. 20, 1877.

Fig. 1.




Fig. 2.




Fig. 3.

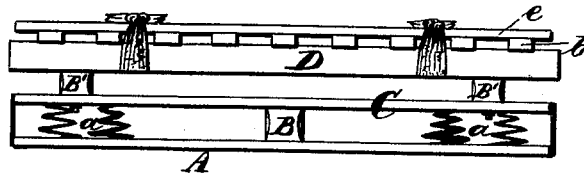
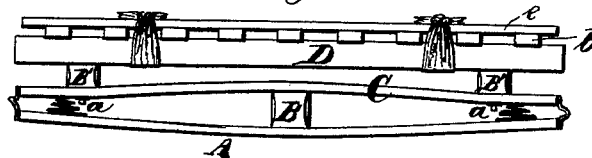


Fig. 4.



Attest:
E. C. Court,
August 1877.

Inventors:
Julius Hermann & Frederick Hermann,
per C. A. Snow & Co.
attys.

UNITED STATES PATENT OFFICE.

JULIUS HERMANN AND FREDRICK HERMANN, OF CAMPBELLSPORT, WIS.

IMPROVEMENT IN BED-BOTTOMS.

Specification forming part of Letters Patent No. **197,365**, dated November 20, 1877; application filed August 24, 1877.

To all whom it may concern:

Be it known that we, JULIUS HERMANN and FREDRICK HERMANN, of Campbellsport, in the county of Fond du Lac and State of Wisconsin, have invented certain new and useful Improvements in Spring Bed-Bottoms; and we do hereby declare that the following is a full, clear, and exact description thereof, which will enable others skilled in the art to which it appertains to make and use the same, reference being had to the accompanying drawings, which form a part of this specification, and in which—

Figure 1 is a top view, one of the holding-slats being removed. Fig. 2 is a side elevation, and Figs. 3 and 4 are end elevations taken from different ends.

Similar letters of reference indicate corresponding parts in all the figures.

Our invention relates to certain improvements in spring bed-bottoms; and it consists in the arrangement and combination of details, which we shall now proceed more fully to describe with reference to the drawings hereto annexed, in which—

A A are the bottom slats of our improved spring bed-bottom, which are arranged to rest in the mortises made for slats in the side frames of the bed, respectively. Upon the middle of each of these slats is placed a block, B, and at the ends coiled springs *a a* are arranged, as shown.

At the head end we propose to place two such springs at each end of the slat, (see Fig. 3,) and at the foot end only one, (see Fig. 4,) on account of the heavier strain usually imposed upon the head end.

On top of blocks B, and resting with their ends upon springs *a a*, we place slats C C, at the ends of which are secured blocks B' B', similar to B.

D D are heavy slats secured upon the end blocks B' B', and forming the ends of the bed-bottom.

The slats D D have equidistant upward-projecting pins *c c*, upon which the longitudinal slats *b b* (which are provided with holes or slots *d d* for the purpose) are adjusted. They are held in place by cross-slats *e e*, tied

down with cords or secured removably in any other suitable manner to the slats D.

The ends of slats A C are united by straps *f*, so as to confine their motion and prevent springs *a* from getting out of place.

From the foregoing description the operation and advantages of our improved spring bed-bottom will be readily understood. When a weight is placed upon the longitudinal slats *b*, which possess in themselves sufficient elasticity to make an even and comfortable bed, the slats D are naturally depressed. These, resting upon blocks B' at the ends of slats C, force these downward, while the middle portion of slats A is forced downward by the pressure upon blocks B, thus bringing the ends of slats A C together, as shown in Fig. 4 of the drawings. As soon as the weight is taken off the bed this is instantly, by the coiled springs *a*, restored to its normal position, as shown in Fig. 3.

Our improved spring-bed is simple and cheap in construction, and may be conveniently taken apart for shipping or other purposes.

We are aware of the patent granted to J. W. Hampton, September 17, 1872, in view of which we do not broadly claim the combination of the elastic slats A C with the springs *a a*; but

Having thus described our invention, we claim and desire to secure by Letters Patent of the United States—

The combination of the end slats A C D, the latter having upward-projecting pins *c c*, blocks B' B B', and coiled springs *a a*, with the longitudinal bed-slats *b b*, having slots *d* and holding-slats *e*, all combined and operating substantially as described, for the purpose shown and specified.

In testimony that we claim the foregoing as our own we have hereto affixed our signatures in presence of two witnesses.

JULIUS HERMANN.
FREDRICK HERMANN.

Witnesses:

PLATT DURAND,
L. EIDEMILLER.