

W. GROSS
Picture-Nail.

No. 197,513.

Patented Nov. 27, 1877.

Fig: 1.

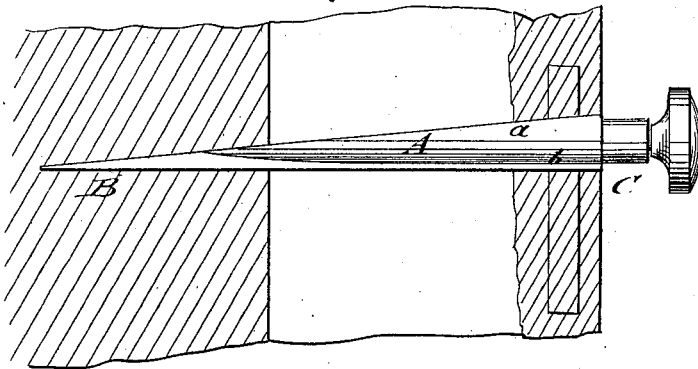


Fig: 3.



Fig: 2.

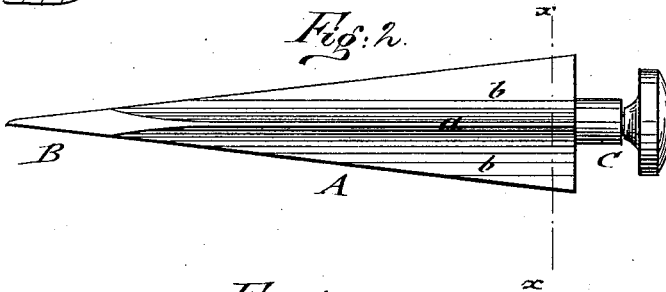


Fig: 4.

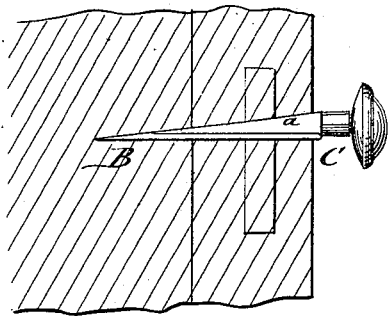


Fig: 5.

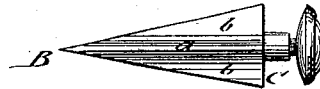


Fig: 6.



WITNESSES:

John J. Saggard
August H. Weigle.

INVENTOR:

William Gross.

UNITED STATES PATENT OFFICE.

WILLIAM GROSS, OF NEW YORK, N. Y., ASSIGNOR TO HIMSELF AND CHARLES ROMMELSBACHER, OF SAME PLACE.

IMPROVEMENT IN PICTURE-NAILS.

Specification forming part of Letters Patent No. **197,513**, dated November 27, 1877; application filed October 12, 1877.

To all whom it may concern:

Be it known that I, WILLIAM GROSS, of the city, county, and State of New York, have invented a new and Improved Picture-Nail, of which the following is a specification:

In the accompanying drawings, Figure 1 represents a side view of my improved picture-nail, shown as driven into a wall; Fig. 2, a top view; and Fig. 3, a vertical transverse section of the same on line *x x*, Fig. 2. Figs. 4, 5, and 6 are, respectively, side and top views of smaller sizes of nails, to be used in case a stone or other hard body is struck back of the plaster.

Similar letters of reference indicate corresponding parts.

This invention has reference to an improved picture-nail, which may be driven into the wall without damaging the plaster, and which is capable of supporting heavy pictures, looking-glasses, and other objects in a perfectly reliable and secure manner, without any danger of being dropped, as the nail is seated in superior manner, and with large bearing-surface in the wall.

The invention consists of a picture-nail having a tapering shank, with broad base, center rib, and curved or flaring sides, terminating in a point. The neck of the shank is cylindrical, for the picture-cord to rest thereon.

In the drawing, A represents the shank of my improved picture-nail, which is made of triangular cross-section, with a broad base to rest upon, an upper center rib, *a*, and concaved flaring sides *b*, that form sharp cutting-edges with the base and center rib. The shank diminishes in width and tapers to the point B, that is driven into the wall, the flaring edges cutting gradually their way into the plaster in following the point. The center rib prevents the lateral displacement of the nail.

The neck C of the shank A is of cylindrical shape, to prevent any cutting or chafing of the picture rope or wire, and is provided either with a stationary head, made in one

piece with the shank, or with an ornamental detachable head, that is screwed, in the customary manner, onto the threaded extension of the neck C.

The picture-nail may be made in any required size, according to the weight of the picture or other article to be hung, the large-sized nails being driven right through the plaster of the wall, across the space between the laths, until penetrating one of the back laths or the plaster of the same, as shown in Fig. 1, in which case the rigid position of the nail is obtained, and the same rendered capable of resisting a considerable strain, as it is firmly supported at two points.

The smaller kinds are used in the customary manner, the broad base furnishing a superior bearing-surface and firm support, which is increased when the point of the nail strikes against a stone or other hard body, as the nail cannot then be moved out of place.

The hole formed by the nail is not larger than that formed by a round nail, and hardly noticed when withdrawn, as the shank prevents the splitting and dropping of the plaster below the nail, which forms one of the most objectionable features of the present picture-nails in general use. Thus a picture-nail with greater bearing-surface and resistance to strain is furnished, to which pictures, looking-glasses, brackets, and other articles may be hung with a greater degree of security and at less injury to the wall.

Having thus fully described my invention, I claim as new and desire to secure by Letters Patent—

A picture-nail having a tapering shank, with broad flat base, center rib, and cutting-edges, terminating in a point, and a cylindrical neck at the front part, to support the picture cord, and head, substantially as specified.

WILLIAM GROSS.

Witnesses:

JOHN J. TAGGARD,
AUGUST H. WEIGLE.