

E. T. JONES.
Hand-Stamps for Tickets.

No. 197,518.
Fig. 1

Patented Nov. 27, 1877.
Fig. 2.

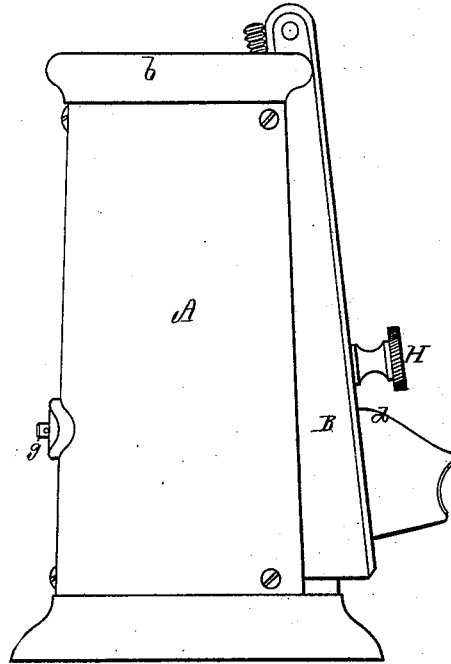
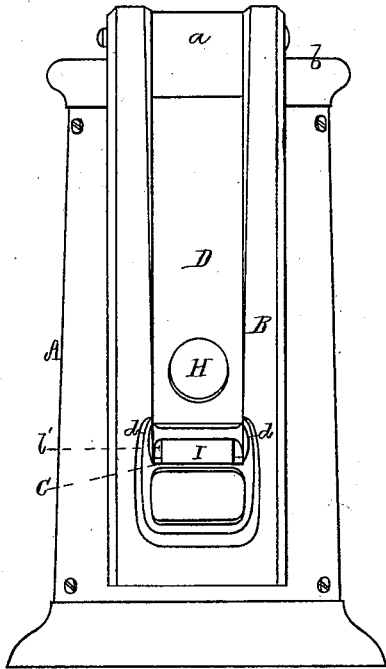


Fig. 3.

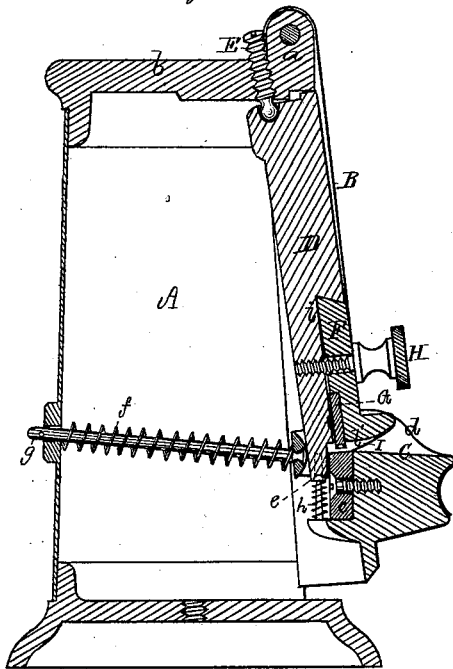
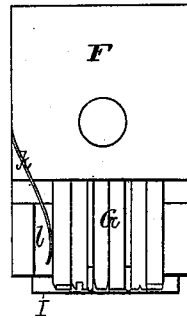


Fig. 4.



Witnesses.
S. C. Piper.
L. Miller.

Inventor
Ellis T. Jones.
by his attorney
R. H. Eddy

UNITED STATES PATENT OFFICE.

ELLIS T. JONES, OF NORWICH, CONNECTICUT, ASSIGNOR TO HIMSELF AND WILLIAM G. KELSALL, OF SAME PLACE.

IMPROVEMENT IN HAND-STAMPS FOR TICKETS.

Specification forming part of Letters Patent No. 197,518, dated November 27, 1877; application filed July 17, 1877.

To all whom it may concern:

Be it known that I, ELLIS T. JONES, of Norwich, of the county of New London, of the State of Connecticut, have invented a new and useful Improvement in Presses for Stamping Tickets; and do hereby declare the same to be described in the following specification and represented in the accompanying drawings, of which—

Figure 1 is a front elevation, Fig. 2 a side view, and Fig. 3 a vertical section, of a press embodying my invention. Fig. 4 is a rear view of the movable type-holder, to be hereinafter described.

My invention consists, mainly, of a standard, a swing-frame, a bed, a stamping-slide, and a bearing-screw, all arranged and applied and provided with a removable type-holder, substantially as hereinafter explained; also, of such and a card-relieving spring, arranged and to operate as set forth.

In such drawings, A denotes a hollow standard or column, having an ear, *a*, projecting from its cap *b*. The standard is open in front to receive a pendulous or swing frame, B, which is pivoted to the ear *a*, and extends below it, in manner as shown. The said frame B has within it, and projecting from it, as represented, the bed or platform C, upon which a ticket rests while being stamped, there being arranged in such bed, and immediately under the stamping type or types, a cushion or piece of metal, *c*. Flanges *d d*, extending up from the bed, serve to guide the ticket therefrom or into place for being stamped.

There is arranged within the swing-frame, and applied and suitably guided so as to move lengthwise therein, a stamping-slide, D, against whose upper end a bearing or screw, E, screwed through the cap *b*, rests. When the slide is in its extreme outward position, a projection, *e*, from its foot rests against the back of the piece *c*.

A spring, *f*, applied to a rod, *g*, arranged as shown, serves to advance or move forward the stamping-slide and the swing-frame.

On pressing back the said swing-frame, the stamping-slide will be borne against the bearing or screw E in a manner to cause such slide to move downward. One or more springs, *h*,

suitably applied to the swing-frame and slide, serve to move the slide upward within the swing-frame while the latter is in the act of moving forward.

The stamping-slide is recessed, as shown at *i*, to receive a removable type-holder, F, which, formed as shown, is chambered at its back to hold the types G, which are held in place by a spring, *k*, arranged in the chamber *l*, and to press the types up to one edge of the chamber. The types are, furthermore, held in place by being clamped between the stamping-slide and the said holder by means of a clamp-screw, H, which goes through the holder and screws into the slide.

There is fixed to the foot *l'* of the said holder F a broad spring, I, which extends underneath the said foot and rests on the upper surface of the bed C. This spring answers as a presser to hold the card in place upon the bed and against the stamping-slide or the projection or shoulder-piece *c*. Furthermore, the spring I is also for the purpose of separating the card from the type after an impression of the latter, or, in other words, to hold the card down upon the bed while the type may be in the act of being drawn upward.

The front part of the bed I usually groove horizontally, and line with leather or some suitable material for the hand to bear against while pressing the swing-frame inward.

To use the press, a person holding a ticket in his right hand is to place such ticket on the bed and press it endwise thereon up to the shoulder-piece, and is next to force the swing-frame backward sufficiently to cause the types to be moved down upon the ticket. This done, he is to pull the ticket out of the press, the swing-frame being forced forward by the spring.

I do not claim, in a machine for stamping tickets, the combination of a swinging or tilting frame pivoted to a fixed base, a swinging platen hung to such frame, and a rod having at its upper end a bearing against such platen, and at its lower end an adjustable step, all being as shown in the United States Patent No. 178,296.

What I claim as my invention in the described ticket-stamping press is as follows:

1. In combination with the bed C and the swing-frame B, pivoted to the upper part of the standard A, so as to swing within it, the stamping-slide D and its projection *e*, and the spring *h* and screw E, arranged with such bed and frame, as set forth.

2. The combination of the removable type-holder F and its clamp-screw H, the stamping-slide D, swing-frame B, bed C, bearing E, and the standard A, all arranged and applied substantially as set forth.

3. The combination of the card-relieving spring I, the stamping-slide D, swing-frame B, and bed C, the bearing E, and the standard A, all arranged and applied substantially as set forth.

ELLIS T. JONES.

Witnesses:

R. H. EDDY,
JOHN R. SNOW.