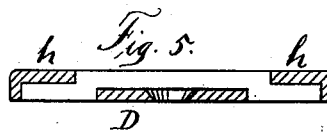
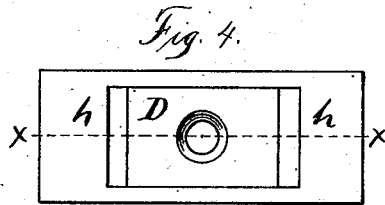
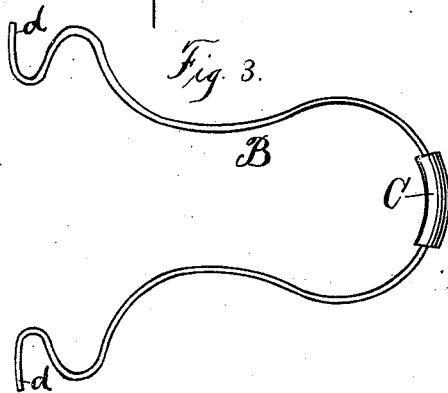
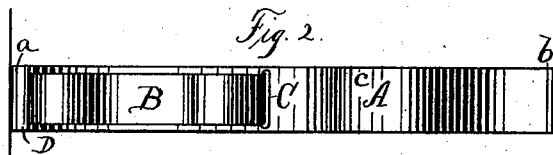
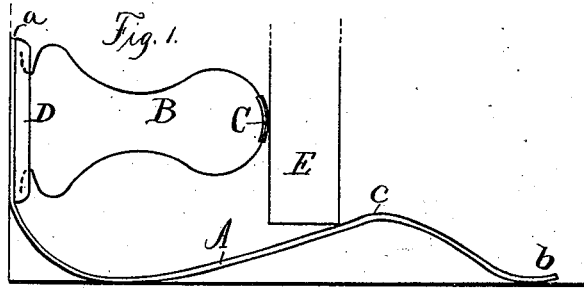


J. A. TRAUT & J. A. MAASS.
Door-Check.

No. 197,530.

Patented Nov. 27, 1877.



Witnesses:
W. B. Thomson.
W. L. Humason, Jr.

Inventors:
Justus A. Traut.
John A. Maass
By James Shepard atty.

UNITED STATES PATENT OFFICE.

JUSTUS A. TRAUT, OF NEW BRITAIN, CONNECTICUT, AND JOHN A. MAASS,
OF NEW YORK, N. Y.

IMPROVEMENT IN DOOR-CHECKS.

Specification forming part of Letters Patent No. **197,530**, dated November 27, 1877; application filed
October 25, 1877.

To all whom it may concern:

Be it known that we, JUSTUS A. TRAUT, of New Britain, in the county of Hartford and State of Connecticut, and JOHN A. MAASS, of New York, in the county and State of New York, have invented certain new and useful Improvements in Door Check and Securer, of which the following is a specification:

Our invention consists in the novel construction of the door-check, its base, and cushion, and in the peculiar combination of door se-curer and check, as hereinafter more fully de-scribed and claimed.

In the accompanying drawing, Figure 1 is a side elevation of a door check and se-curer which embodies our invention. Fig. 2 is a top view of the same. Fig. 3 is a side elevation of the body of the check detached from its base. Fig. 4 is a front view of the base for the body of the check; and Fig. 5 is a longitudinal section of said base, taken on line *x x* of Fig. 4.

A designates a door-securer, which is simply a band of spring-steel, having one vertical arm, *a*, provided with a screw-hole, near its end, in a straight portion of said arm, and another arm designed to rest upon the floor, having its end *b* curved slightly upward. Back of the end *b* is a projection, *c*, for engagement with the bottom edge of the door. This projection *c* is placed a distance from the vertical arm *a* equal to the length of one ordinary door-check, and the thickness of an ordinary door, *E*, Fig. 1, so that the door may be retained in place by the projection *c* when it is resting against the end of a door-check secured to the base-board, and binding the arm *a* in place thereon, thereby securing the door-securer by the same screw which secures the door-check.

The edge of the door, upon engagement with the se-curer, depresses the metal and rides over the projection *c*, which, so soon as the door passes over it, takes its position in front of it to retain the door in place.

In the drawings we have shown our door-check secured to the base-board, with the arm *a* between the base-board and base of the check; but it is evident that this form, as de-

scribed, may be secured in like manner by means of any ordinary door-check, and, when so secured, that the combination of the door check and se-curer is the same in either event.

We form the body *B* of the check of spring-steel bent, in the main, into any desired form, but with its two ends opposite each other, and with outwardly-extending arms *d d*. This body of the check should also be so formed that when detached the two oppo-site arms *d d* are more widely spread than when in position for use, as shown in Fig. 3.

C designates an elastic cushion, which may be dispensed with, if desired; but when used, we take an elastic band, *C*, which may easily be formed by cutting tubing into short lengths, or in any other proper manner, and slip it over the end of one of the arms *d*, and upon the front portion of the body, when the same is detached from its base. *D* designates the base, which consists mainly of a plate provided with a screw hole or holes, and at each end with an elevated box, *h*, open on the sides which face each other, as most clearly shown in Fig. 5. This base can be secured to the base-board by a single screw, either with or without the door-securer *A*.

When secured in place the body of the check is compressed, so as to throw its arms *d d* toward each other, when said arms are passed endwise into the open ends of the boxes *h h* of the base *D*, and the body is allowed to expand, when the spring of the metal will have a constant tendency to force the arms outward, and thereby firmly retain the body of the check in place.

The spring of the metal furnishes the device sufficient elasticity, so that cloth or leather may be used for a cushion, if desired, or it may be used without any cushion on its outer end.

By the peculiar construction the device can be produced at a very small cost, and, if de-sired, the body of the check can be readily detached.

We claim as our invention—

1. In a door-check, the sheet-spring body *B*, having arms *d d*, in combination with the base

D, having open-end boxes *h*, for the reception of the arms *d d*, substantially as described, and for the purpose specified.

2. In a door-check, the sheet-metal body B, in combination with the elastic band C, surrounding the metal, substantially in the manner described, and for the purpose specified.

3. The door-securer A, consisting of spring metal, having projection *e* on the floor-arm and screw-hole in its vertical arm, in combination with a door-check binding the arm *a* in

place, substantially as described, and for the purpose specified.

JUSTUS A. TRAUT.
JOHN A. MAASS.

Witnesses for Traut:

JAMES SHEPARD,
WILL. R. THOMSON.

Witnesses for Maass:

PETER DIESTED,
B. N. CAUDPUFF.