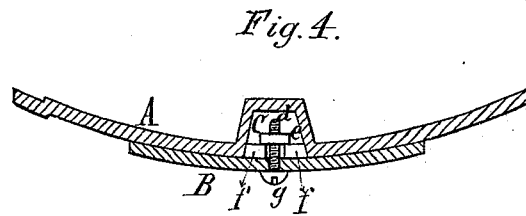
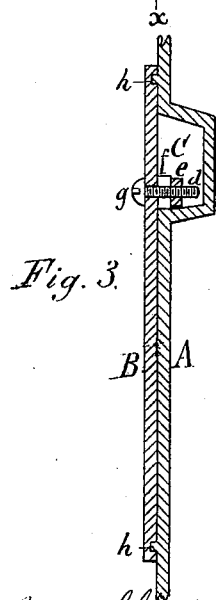
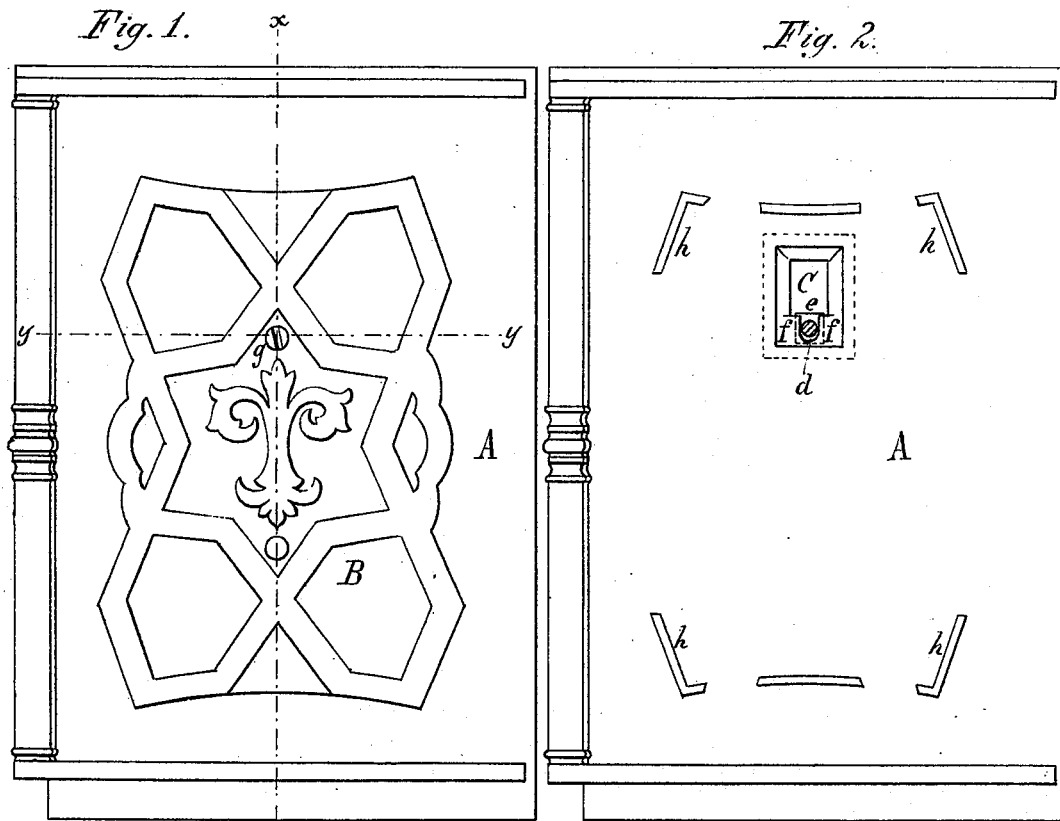


G. S. STANARD.  
Panel-Fastening for Stoves.

No. 197,573.

Patented Nov. 27, 1877.



Chas. J. Buchheit  
H. Jones } Witnesses

Gaylord S. Stanard Inventor  
by Wilhelm & Bonner  
Attorneys

# UNITED STATES PATENT OFFICE.

GAYLORD S. STANARD, OF BUFFALO, NEW YORK, ASSIGNOR TO JEWETT & ROOT, OF SAME PLACE.

## IMPROVEMENT IN PANEL-FASTENINGS FOR STOVES.

Specification forming part of Letters Patent No. **197,573**, dated November 27, 1877; application filed November 1, 1877.

*To all whom it may concern:*

Be it known that I, GAYLORD S. STANARD, of the city of Buffalo, in the county of Erie and State of New York, have invented a new and useful Improvement in Panel-Fastenings for Stoves, of which the following is a specification, reference being had to the accompanying drawing.

My invention relates to a device for securing plated panels or other articles to a stove in such manner that they can be easily detached when the stove is required to be blackened, and as readily be replaced when this is accomplished, thereby preventing the soiling of the panels or ornaments, and facilitating the blackening of the stove.

My invention consists in providing the body of the stove with a recess of peculiar construction, in which the nut of a screw-bolt is received and held against turning, the screw-bolt passing through the panel, and having on the outside of the panel a suitable head, so that by turning the bolt in the proper direction the panel is released, when, by a slight upward movement of the panel, the screw-nut is withdrawn from the recess, and the panel detached from the stove.

In the accompanying drawing, Figure 1 is an elevation of a section of the body of the stove with the panel secured thereto. Fig. 2 is a similar view with the panel removed and the screw-bolt in section. Fig. 3 is a vertical section in line *xx*, Fig. 1. Fig. 4 is a horizontal section in line *yy* of Fig. 1.

Like letters of reference designate like parts in each of the figures.

A represents a section or plate of the stove, and B a panel-ornament or other article secured thereto. C represents the recess or socket formed in the plate A, and *d* the screw-bolt by which the panel B is secured in place. The upper portion of the recess C is made sufficiently large to admit the nut *e* of the screw-bolt *d*, while the lower portion of the recess is provided with two projecting lips or shoulders, *ff*, leaving between them a vertical slot,

through which the bolt *d* passes. *g* is the head of the screw-bolt, constructed so as to be readily turned by a screw-driver, wrench, or other suitable implement. *h* are projecting ribs or stops formed on the plate A, so as to engage in corresponding grooves on the inner side of the panel for the purpose of facilitating the proper adjustment of the panel.

In order to apply the panel to the stove, the bolt *d* is passed through the panel, with its head on the outside thereof, and the screw-nut *e* is applied to the end of the bolt. The panel is then placed against the stove in such manner that the nut *e* passes into the upper portion of the recess C, when, by a slight downward movement of the panel, the bolt *d* will enter the slot between the lips *ff*, and the screw-nut *e* will engage behind the latter and rest on the bottom of the recess C, while the panel itself will engage over the stops *h*, thereby preventing any further movement or displacement of the panel. Upon turning the bolt *d*, by means of a suitable screw-driver or wrench applied to the head of the bolt, the latter is tightened and the panel firmly secured in place. If it is desired to detach the panel from the stove, the screw-bolt *d* is released, when, by raising the panel, the screw-nut *e* is disengaged from the lips *ff* of the recess, thereby unfastening the panel.

My improved fastening is simple and cheap of construction and reliable in its operation; and, as it is almost entirely hidden from view, it does not injure the appearance of the ornament or panel to which it is applied.

I claim as my invention—

The combination, with the panel or ornament B, of the plate A, provided with recess C, having lips *ff* and screw-bolt *d*, substantially as and for the purpose hereinbefore set forth.

GAYLORD S. STANARD.

Witnesses:

JNO. J. BONNER,  
C. J. BUCHHEIT.