

A. GORHAM.
Filter for Faucet or Hydrant.

No. 197,627.

Patented Nov. 27, 1877.

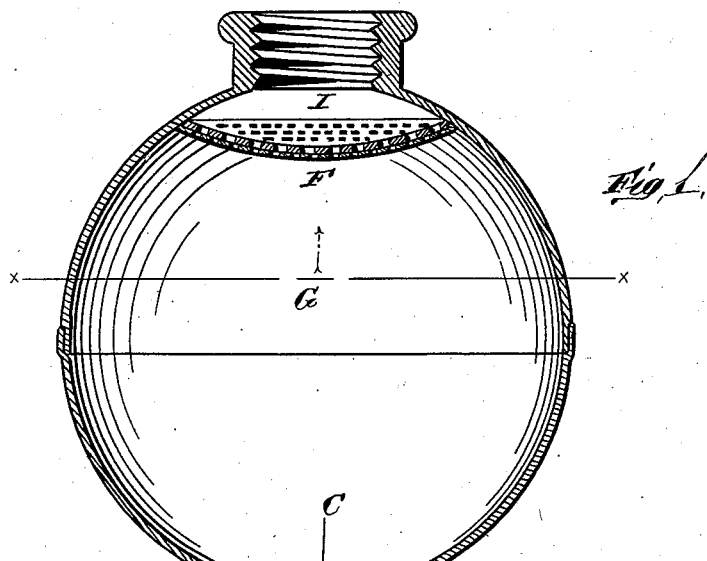


Fig. 1.

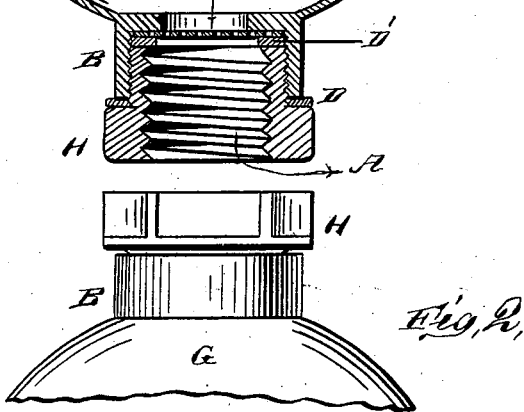
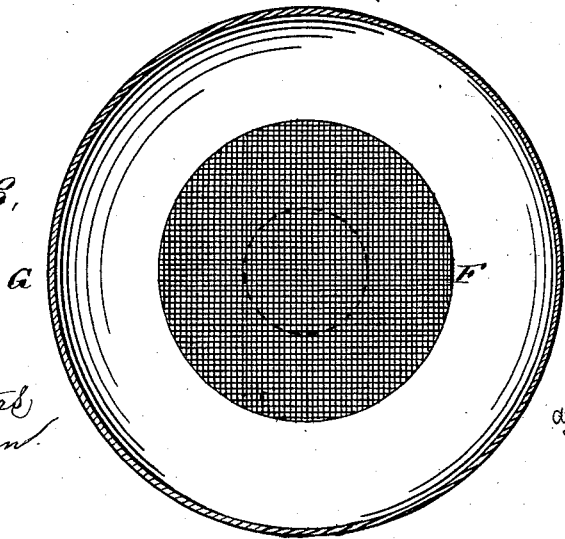


Fig. 2.

Fig. 3.



WITNESSES
C. V. Bates
Charles F. Raum

INVENTOR
Alfred Gorham
By Edward R. Kipaud

ATTORNEY

UNITED STATES PATENT OFFICE.

ALFRED GORHAM, OF BROOKLYN, NEW YORK.

IMPROVEMENT IN FILTERS FOR FAUCETS OR HYDRANTS.

Specification forming part of Letters Patent No. **197,627**, dated November 27, 1877; application filed November 15, 1877.

To all whom it may concern:

Be it known that I, ALFRED GORHAM, of Brooklyn, in the county of Kings and State of New York, have invented certain new and useful Improvements in Reversible Water-Filters; and I do hereby declare that the following is a full, clear, and exact description thereof, which will enable others skilled in the art to which it appertains to make and use the same, reference being had to the accompanying drawings, and to letters of reference marked thereon, which form a part of this specification.

My invention relates to that species of water-filter which is used on faucets or hydrants.

In order to enable others skilled in the art to make and use the same, I will now proceed to describe its various parts and their mode of operation in detail.

Of the accompanying drawings, Figure 1 is a longitudinal half-section. Fig. 2 is a side elevation of the double-screw bushing and its strainer; and Fig 3 is a transverse section of the apparatus, taken at the line *xx* of Fig. 1.

Similar letters indicate similar parts of the device.

G represents a hollow sphere, to which are soldered at each end the sockets B and I, with circular openings. Socket B has its inner periphery cut with a female screw-thread, into which is screwed the bushing H, armed with a shoulder fitted to receive a wrench. The bushing H has a male screw-thread on its outer periphery to fit in the thread of socket B, while its inner periphery has a female screw-thread to fit on a faucet or hydrant. Where shoulder H rests upon socket B, a suitable washer, D, is interposed.

The opening from sphere G into socket B is covered by a detachable strainer, C, of metal or other suitable material, which may be made double, treble, or single.

Strainer C rests upon a shoulder made where socket B is attached to sphere G, and a washer, D', may be inserted between the bushing H and said strainer. The socket I, at the opposite end of sphere G, is cut with a female screw-thread on its inner periphery, to screw upon a faucet or hydrant, and its inlet from sphere G is guarded by the double strainer F, soldered across it to the inner periphery of the sphere. The sphere G is filled with any suitable filtering material through the orifice at C. Strainer C is put in with or without washer D', washer D is inserted above socket B, and bushing H is then screwed down upon strainer C, holding it firmly in place.

It will readily be seen that when the strainers or filtering materials are slightly clogged, the simple reversal of the filter, screwing the other end on the faucet or hydrant, will free them. When, however, either the strainers or the filtering material become thoroughly filled with fecula or deposits, the former may be cleansed and the latter removed and replaced by unscrewing bushing H.

Having thus fully described my invention, I claim as new, and desire to secure by Letters Patent—

The combination of screw-bushing H, having an external and internal screw-thread, and screw-socket B, holding detachable strainer C firmly in place, with the sphere G and its stationary strainer, substantially as and for the purpose described.

In testimony that I claim the foregoing as my own I hereto affix my signature in presence of two witnesses.

ALFRED GORHAM.

Witnesses:

ALBERT B. SWIFT,
FREDK. B. SWIFT.