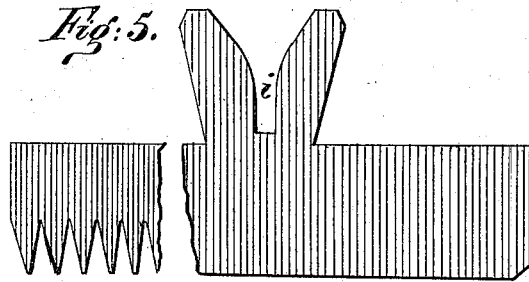

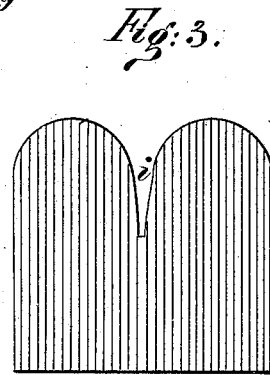
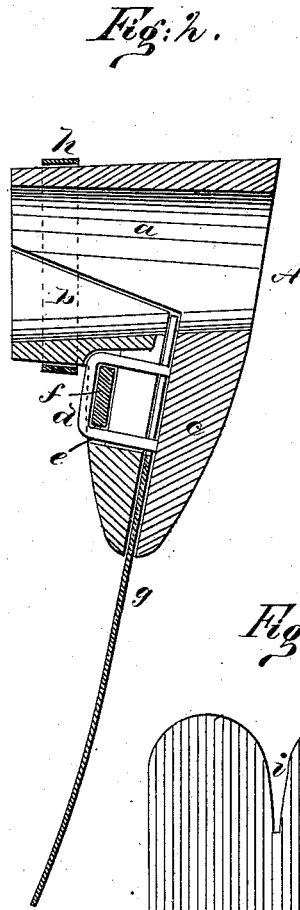
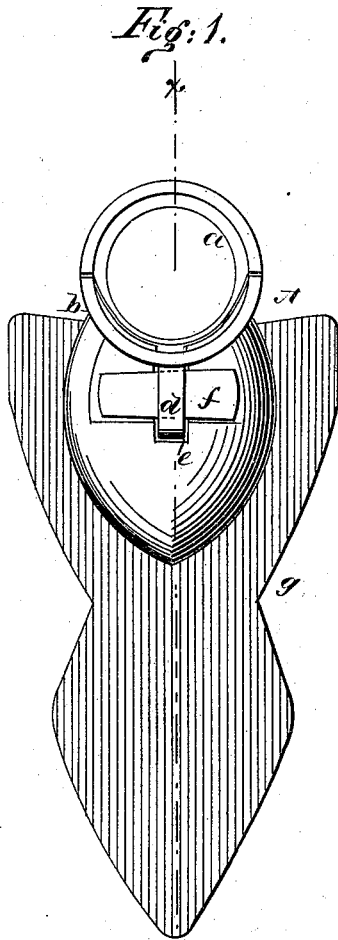


D. A. NELSON.
Combination Hoe.

No. 197,792.

Patented Dec. 4, 1877.



WITNESSES:

Cros. Nida
J. H. Scarborough

INVENTOR:

D. A. Nelson

BY

Muntz

ATTORNEYS.

UNITED STATES PATENT OFFICE.

DAVID A. NELSON, OF TYLER, TEXAS, ASSIGNOR TO HIMSELF AND SARAH ANN CAIN, OF SAME PLACE.

IMPROVEMENT IN COMBINATION-HOES.

Specification forming part of Letters Patent No. **197,792**, dated December 4, 1877; application filed September 14, 1877.

To all whom it may concern:

Be it known that I, DAVID A. NELSON, of Tyler, in the county of Smith and State of Texas, have invented a new and Improved Combination-Hoe, of which the following is a specification:

Figure 1 is a top view of my improved hoe-head containing a hoe-blade. Fig. 2 is a transverse section of the same, taken on line *xx* in Fig. 1. Figs. 3, 4, and 5 represent different forms of hoe-blades.

Similar letters of reference indicate corresponding parts.

My invention relates to that class of hoes in which the blade is made detachable from the handle-eye, and the latter made to receive several blades or other attachments.

The invention consists in the construction and arrangement of parts, which will be hereinafter more fully described, and then pointed out in the claim.

In the drawing, *A* is the hoe-head, composed of two parts, *a b*. The part *a*, which forms the greater portion of the eye for receiving the handle, has an inclined nib, *c*, formed on it, for supporting the back of the hoe. A staple, *d*, projects forward through a mortise, *e*, in the nib of the part *b*, for receiving a key, *f*, which clamps the part *b* against the hoe-blade *g*, binding it securely between the parts *a b*.

The eye, which is complete when the parts *a b* are united, is slightly tapered externally to receive a ring, *h*, which binds the parts securely together.

The nib of the part *b* is recessed to receive the key *f*, to avoid an accumulation of dirt around the key.

The hoe-blade represented in Figs. 1 and 2 is lanceolate in form. That shown in Fig. 3 is of the usual form, having a slot, *i*, for receiving the staple. In Fig. 4 a blade is represented having the form of a plow mold-board, and Fig. 5 represents a plain wide blade and a portion of a blade having a serrated edge.

Each blade is provided with a slot, *i*, for receiving the staple *d*.

By loosening the ring *h* and key *f* the hoe-blades may be removed and replaced without removing the part *b*.

Hoe-blades of every description may be adapted to the head herein described. For example, a plow-hoe blade, a weeding-hoe blade, a drill-hoe blade, a grubbing and potato hoe, as well as a rake-head, may be used.

Having thus described my invention, what I claim as new, and desire to secure by Letters Patent, is—

The sectional eye consisting of the part *a*, having the nib *c* and staple *d*, and the part *b*, having the mortised nib, in combination with the band *h*, wedge *f*, and a slotted hoe or tool blade, all constructed and relatively arranged substantially as and for the purpose set forth.

DAVID ALEXANDER NELSON.

Witnesses:

B. B. CAIN,
J. M. HOCKERSMITH.