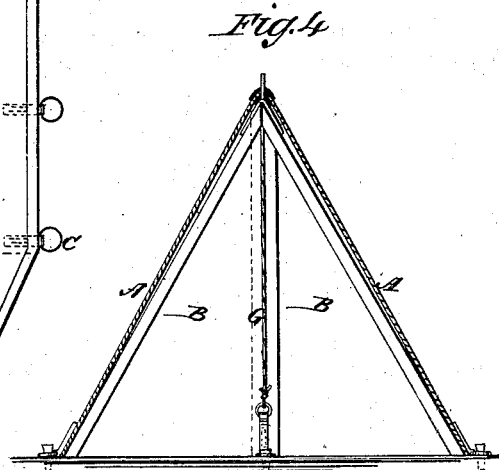
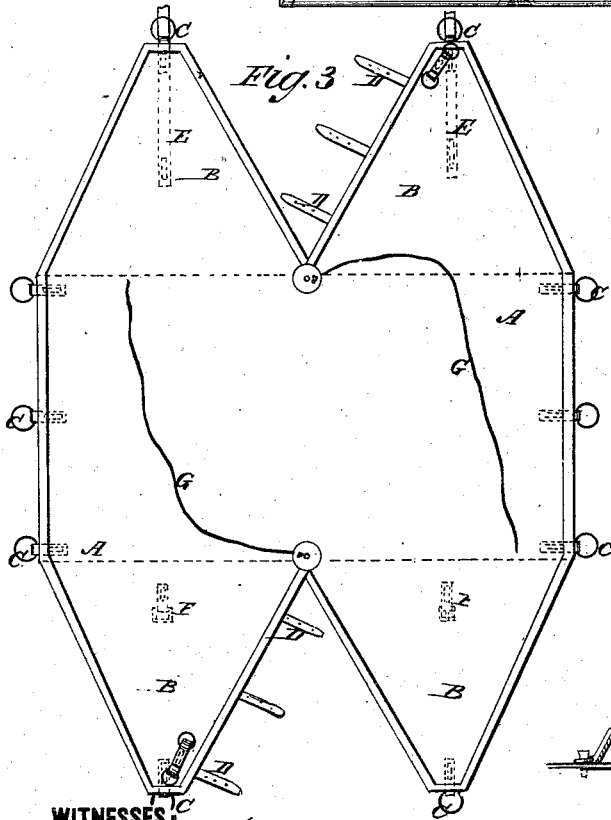
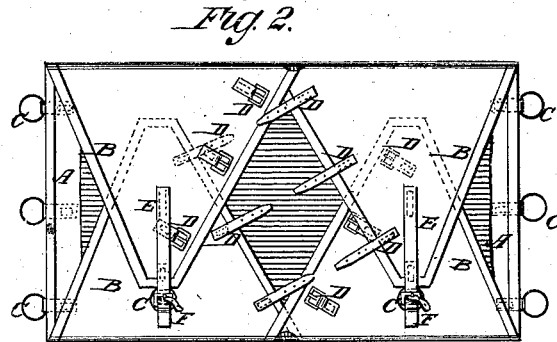
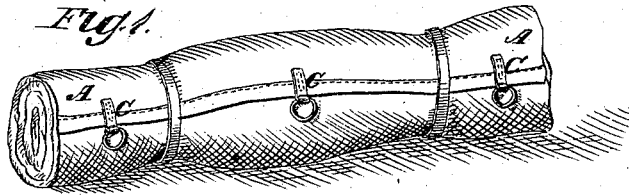


O. E. MICHAELIS.  
Blanket-Case and Shelter-Tent.

No. 197,878.

Patented Dec. 4, 1877



WITNESSES:  
*Francis McArthur,*  
*J. H. Scarborough.*

INVENTOR:  
*O. E. Michaelis*  
BY *Munroe*  
ATTORNEYS.

# UNITED STATES PATENT OFFICE.

OTHO E. MICHAELIS, OF ST. PAUL, MINNESOTA.

## IMPROVEMENT IN BLANKET-CASE AND SHELTER-TENT.

Specification forming part of Letters Patent No. **197,878**, dated December 4, 1877; application filed May 12, 1877.

*To all whom it may concern:*

Be it known that I, Capt. OTHO ERNEST MICHAELIS, of St. Paul, in the county of Ramsey and State of Minnesota, have invented a new and useful Improvement in Combined Blanket-Case and Shelter-Tent, of which the following is a specification:

Figure 1 is a perspective view of my improved device rolled up for transportation. Fig. 2 represents the same folded ready to be rolled. Fig. 3 is a plan view of the same spread out. Fig. 4 is a cross-section of the same arranged as a tent.

Similar letters of reference indicate corresponding parts.

The object of this invention is to furnish an improved blanket-case which will protect the blankets and enable them to be rolled into a compact bundle, and which may also be used as a shelter-tent when required.

The invention will first be described in connection with the drawings, and then pointed out in the claim.

The central or rectangular part A of the device is about eight feet long and four feet wide, and upon each of its side edges are formed two triangular flaps, B. To each end of the part A are attached three rings or loops, C, and to the angle of each flap B is attached a ring or loop, C, which rings or loops are designed to receive tent-pins, when the device is used as a tent. The edge all around should be hemmed or bound over a cord to prevent said edge from stretching.

The inner edges of the flaps B are provided with straps and buckles D, or buttons and button-holes, to enable said edges to be fastened together when the device is used as a tent.

The flaps B upon one side are provided

with straps or cords E, and the flaps upon the other side are provided with buckles or loops F, to fasten said flaps together when folded over the blankets ready to be rolled, as shown in Fig. 2. To the middle part A, at the angle between the flaps B, are attached guy-ropes G.

In using the device as a tent, it may be spread over two pairs of stakes, H, hinged to each other at their upper ends, and braced by the guy-ropes G, or it may be supported by attaching the guy-ropes G to some suitable supports, or in any other desired or convenient way.

In using the device as a blanket-case it is spread out, as shown in Fig. 3, the blankets are folded upon the middle part A, the flaps B are then folded over and secured by the buckles and straps F E, as shown in Fig. 2, and the whole is then rolled into a compact bundle, as shown in Fig. 1, and secured by straps.

Having thus described my invention, I claim as new and desire to secure by Letters Patent—

The combined blanket case or wrap and shelter-tent, consisting of the rectangular central part A, having on each of its longer edges the two triangular flaps B, said flaps being provided on their contiguous edges and at their outer ends with straps and buckles, or their equivalents, as and for the purposes set forth, and the device being further provided, at proper points along its edges, with loops or rings for reception of tent-pegs, as set forth.

OTHO ERNEST MICHAELIS.

Witnesses:

CHAS. McCLURE, U. S. A.,

FREDK. JOHNSTON.