

D. A. SIMONS.
Refrigerator.

No. 197,904.

Patented Dec. 4, 1877

Fig. 1.

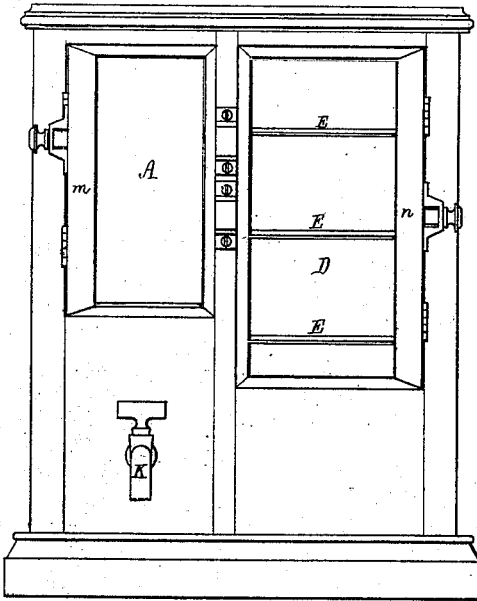


Fig. 2.

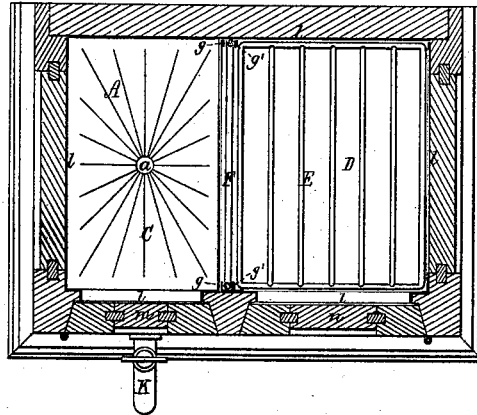


Fig. 3.

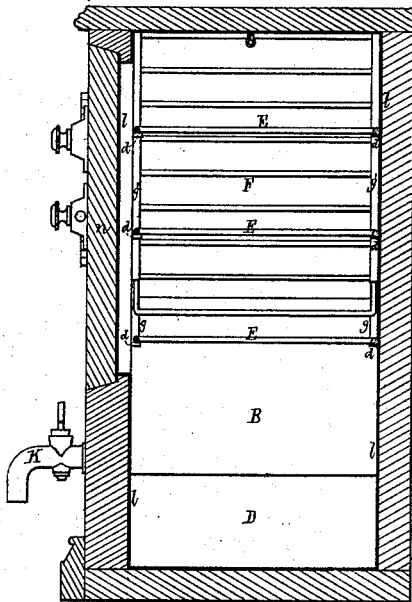
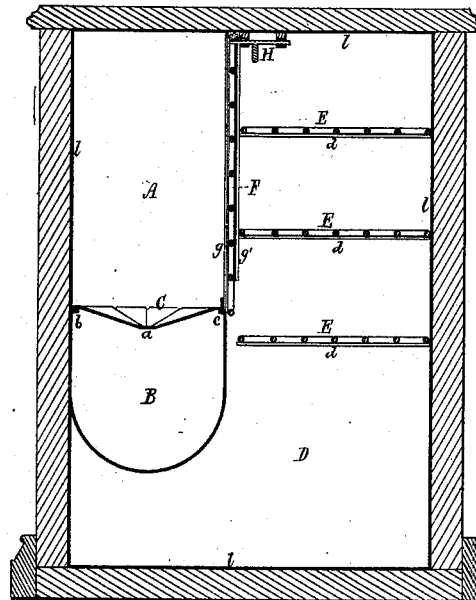


Fig. 4.



Witnesses.

S. W. Piper
S. G. Miller

Inventor
Darwin A. Simons.

by his attorney.
R. H. Ledy

UNITED STATES PATENT OFFICE.

DARWIN A. SIMONS, OF MANCHESTER, NEW HAMPSHIRE.

IMPROVEMENT IN REFRIGERATORS.

Specification forming part of Letters Patent No. **197,904**, dated December 4, 1877; application filed April 24, 1877.

To all whom it may concern:

Be it known that I, DARWIN A. SIMONS, of Manchester, of the county of Hillsborough and State of New Hampshire, have invented a new and useful Improvement in Refrigerators for Preserving Animal or Vegetable Matters; and do hereby declare the same to be described in the following specification, and represented in the accompanying drawings, of which—

Figure 1 is a front elevation, Fig. 2 a horizontal section, and Figs. 3 and 4 transverse sections, (in planes at right angles,) of a refrigerator of my improved kind, its doors being shown as open in Fig. 1.

In the said refrigerator there is at one side of it an ice-receiving chamber, A, arranged directly over a water tank or reservoir, B, whose cover C constitutes the bottom of the ice-chamber, is concavo-convex and movable, and is provided with a hole, *a*, at its center. The cover rests on suitable ledges *b c* extending along opposite sides and the top of the said tank. Alongside of the ice-chamber and the water-tank, and projecting underneath the latter, as shown, is a refrigerating-chamber, D, provided with a series of movable grid-shelves, *eee*, and with suitable ledges *d* for their support. There is also between these shelves and the ice-chamber a movable grid-partition, F, each of whose opposite ends is arranged between a pair of vertical ribs, *g g'*, arranged as shown, and projected from the inner side of the refrigerator. One rib, *g'*, of each pair is of a length such as will admit of the ready removal of the partition F from between such rib and its fellow, when the partition is at its lowest position, or resting on the bottom of the refrigerator. A slide-bolt, H, arranged at the top of the refrigerating-chamber serves to hold the partition F in its highest position. There is a doorway and door to the front of the ice-chamber, and also to that of the refrigerating-chamber, and the water-tank is provided with a discharge-cock, K, opening out of it.

The case L of the refrigerator may be made and stuffed in the way usually practiced, it being provided on its interior with a metallic

lining, *l*, the inner faces of the doors *m n* being also similarly lined.

In constructing the above-described refrigerator, I have endeavored to produce one not only not liable to leak water upon the floor on which it may be placed, but as having its shelves and partition easily removable, for the purpose of being cleansed, and of enabling access to be had to the inner surface of the refrigerating and ice chambers and water-tank, for wasling or cleansing them.

By having the partition and each of the shelves made as a light iron grate, tinned or zinc plated, and readily put in place in and removable from the interior of the case, and by having a water-tank provided with a movable and dished top or cover, and arranged in the case, with reference to the ice and refrigerating chambers, as set forth, I am enabled to attain the results aimed at, and by having the partition in the form of a grid, and movable vertically in the case, articles may be extended from the shelves into the ice-chamber, often to advantage.

The grid-partition and shelves allow of a free circulation of air throughout the ice and refrigerating chambers, and against and under the water-tank.

By having the refrigerating-chamber extended underneath the water-tank, any water that may gather or be condensed on the outer side of the latter will, in case of dropping therefrom, be caught in the bottom of the refrigerating-chamber. Leakage from the water-tank will also be intercepted by the refrigerating-chamber.

I claim as of my invention the following:

The refrigerator provided with the ice and refrigerating chambers A D, and the water-tank B, arranged as described, and also having the movable grid-partition F and its two pairs of sustaining-ribs *g g'*, and the series of movable grid-shelves E, all being substantially as represented.

DARWIN A. SIMONS.

Witnesses:

R. H. EDDY,
J. R. SNOW.