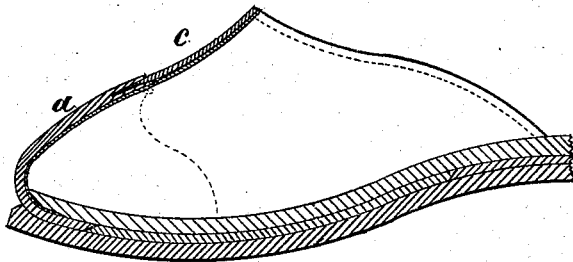
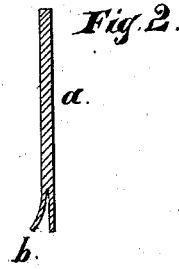
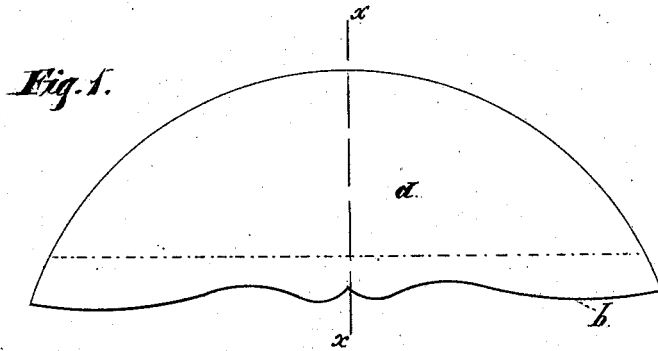


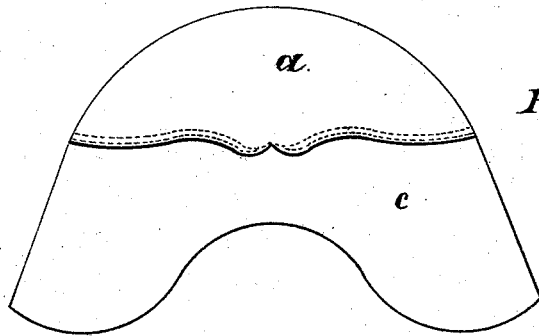
J. GREEN.  
Boots and Shoes.

No. 197,929.

Patented Dec. 11, 1877



*Fig. 3.*



*Fig. 4.*

*Witnesses:*

*W. Bond.*  
*C. A. West.*

*Inventor:*

*John Green*

# UNITED STATES PATENT OFFICE.

JOHN GREEN, OF JOLIET, ILLINOIS.

## IMPROVEMENT IN BOOTS AND SHOES.

Specification forming part of Letters Patent No. **197,929**, dated December 11, 1877; application filed October 25, 1877.

*To all whom it may concern:*

Be it known that I, JOHN GREEN, of Joliet, State of Illinois, have invented a new and useful Improvement in Boots and Shoes, of which the following is a full description, reference being had to the accompanying drawing, in which—

Figure 1 is a plan of the tip; Fig. 2, a section at *x x* of Fig. 1; Fig. 3, a vertical section, showing my tip applied to a shoe; Fig. 4, a plan of the tip applied to a vamp.

It has been customary to make boot and shoe tips from sole-leather, skived on the under side, and stitched to the upper side of a short vamp. There are serious objections to this construction. The grained surface of leather is weak; the flesh side is strong. Hence the strongest part of the leather must be removed in skiving, and it will not do to place a thick tip upon the upper side of a vamp. It is necessary to use considerable tension in sewing the tip and vamp together, in order that the thread may be partly embedded in the leather and be protected from surface wear, and to get the proper tension on the upper thread there must be a corresponding tension on the under thread; hence, when the strongest part of the tip is cut away, the tendency of the tension is to cut the tip, and the tension of the under thread is liable to cut the vamp, which is often light.

The object of my invention is to provide a heavy tip for boots and shoes, so constructed and applied that it will not be liable to said objections, which I accomplish by splitting the tip where it is applied to the vamp, and inserting the vamp between the two parts of the tip, as more fully hereinafter described.

In the drawings, *a* represents a tip cut from harness-leather, or other suitable leather of sufficient thickness. The edge of this tip,

with which the vamp is to be connected, is split to a depth sufficient to receive the vamp, as shown in Fig. 2. The dotted line in Fig. 1 also indicates the depth of the split.

*c* represents the vamp of a shoe. This vamp *c* is short, extending down far enough to be inserted in the slit *b* of the tip *a*, and stitched in place.

The shoe is then to be completed, the tip being secured between the inner and outer soles, in the usual manner, and as shown in Fig. 3.

This construction retains the strong part of the tip at the point where it is united with the vamp, and the vamp, being inserted between the two parts of the tip, will be held more securely and with less strain on the threads than when the tip is wholly on one side of the vamp.

I thus provide a shoe with a heavy tip without cutting away the strongest portion of the leather, and protect both sides of the vamp from contact with the threads.

The tips can be split in any well-known manner. It will be convenient to do this by passing the tips between two feed-rollers, the cutting being done by means of a knife properly arranged.

What I claim as new, and desire to secure by Letters Patent, is as follows:

In a boot or shoe, a heavy tip, made from harness-leather, or other suitable thick leather, such tip having a slit, *b*, along the edge which is joined to the vamp, in combination with a short vamp inserted and secured between the two parts of the tip, substantially as and for the purposes set forth.

JOHN GREEN.

Witnesses:

E. A. WEST,  
O. W. BOND.