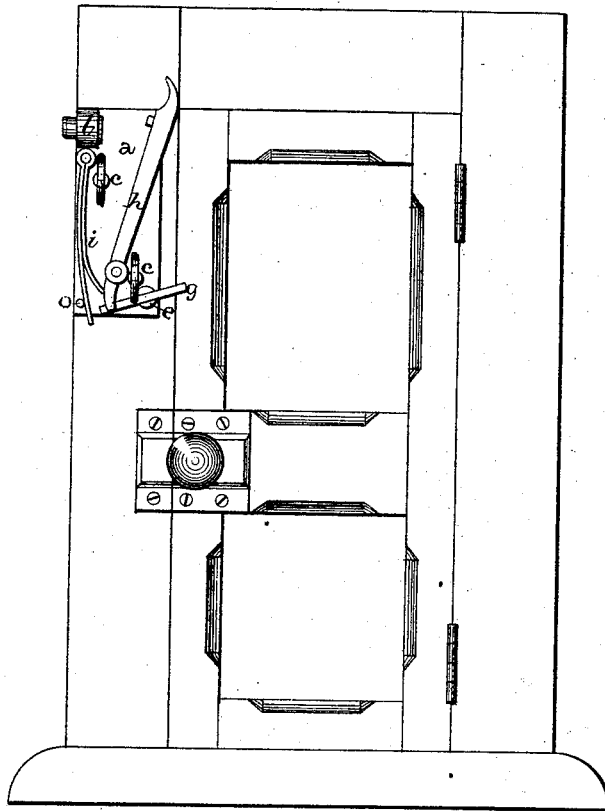


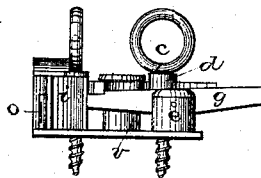
E. D. REICHARD.  
Burglar-Alarm.

No. 198,044.

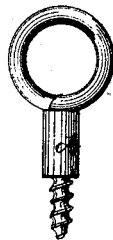
Patented Dec. 11, 1877  
*Fig. 1.*



*Fig. 2.*



*Fig. 3.*



WITNESSES:

*Wm. Garner.*  
*A. S. D. Haines.*

INVENTOR  
*E. D. Reichard*  
per  
*F. A. Lehmann,*  
*Atty.*

# UNITED STATES PATENT OFFICE.

EDWIN D. REICHARD, OF READING, PENNSYLVANIA.

## IMPROVEMENT IN BURGLAR-ALARMS.

Specification forming part of Letters Patent No. **198,044**, dated December 11, 1877; application filed November 6, 1877.

*To all whom it may concern:*

Be it known that I, EDWIN D. REICHARD, of Reading, in the county of Berks and State of Pennsylvania, have invented certain new and useful Improvements in Burglar-Alarms; and I do hereby declare the following to be a full, clear, and exact description of the invention, such as will enable others skilled in the art to which it pertains to make and use it, reference being had to the accompanying drawings, which form part of this specification.

My invention relates to an improvement in burglar-alarms; and it consists in the arrangement and combination of parts that will be more fully described hereinafter, whereby, when the burglar attempts to open the door or window of the house or room, a cartridge will be exploded, so as to sound an alarm.

The accompanying drawings represent my invention.

*a* represents a long narrow plate, that is adapted to be applied either to the window or to the side of a door-jamb, and it is held in place by the two thumb-screws *c*. Each of these screws has a sleeve, *d*, passed over it, so as to prevent it being screwed too far into the wood-work. Upon the top of this plate, near one corner, is secured the standard or pivot *e*, which has its upper end divided so as to allow the trigger *g* to be pivoted in it. This trigger extends at about right angles to the length of the plate, and is intended to overlap the edge of the door or window, so that when either one is being opened it will strike against this trigger.

Should the attempt to open the window or door fail to set the alarm off, the trigger will act as a stop to prevent the window or door from being opened until the alarm is removed from its fastening and the trigger turned around.

The inner end of this trigger has a small shoulder formed upon its top, in which the short end of the hammer *h* catches.

When the trigger is tripped by the opening of the door or window, the hammer, being impelled by the force of the double spring *i*, strikes against the cartridge, which is placed in the eye *l*, and a loud explosion is the result.

The spring is here made double in order to give the hammer great power when it falls,

and the spring has one of its ends constantly bearing against the short end of the lever, while the other one is held in position by means of the stud *o*.

Under the trigger is placed the spring *v*, to make the trigger self-setting.

This alarm can be applied wherever there is a moving body to strike against it, so as to release the hammer from the trigger and cause an explosion of the cartridge.

My invention is especially serviceable to a traveler, and is made small and compact, so that one, two, or more of them can be carried with him without taking up much room.

By means of the sleeves on the screws, not only are the screws prevented from entering too deeply into the wood-work, but the heads of the screws are prevented from getting down between the operating parts, and thereby preventing the alarm from operating properly.

Where the alarm is to be applied to the lower window, it will be fastened to the side of the frame, and a screw will be passed into the window-sash, so as to strike against the trigger, as already described.

When it is desired to apply the alarm to the top sash, the alarm is screwed to the right of the frame and the thumb-screw passed into the sash, so that when the sash moves the trigger will be tripped and the cartridge exploded. The lever, being pivoted near its upper end, causes the longer portion to strike with great power.

Having thus described my invention, I claim—

1. The combination of the plate *a*, screws *c*, swiveled standard *e*, having trigger *g* pivoted therein, hammer *h*, eye *l*, and spring *i*, the parts being arranged and combined to operate as shown.

2. In a burglar-alarm, the trigger *g*, pivoted upon the swiveled post *e*, and adapted to be turned across the edge of the window or door, so as to prevent them from being opened, substantially as described.

In testimony that I claim the foregoing I have hereunto set my hand this 25th day of October, 1877.

EDWIN D. REICHARD.

Witnesses:

WILLIAM BERGER,  
ALBERT C. HENRY.