

W. T. MURPHY.
Devices for Decorating Vases.

No. 198,144.

Patented Dec. 11, 1877

Fig. 1.

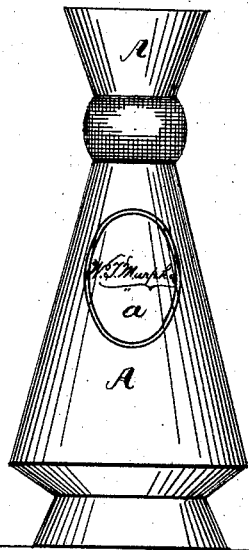


Fig. 2.

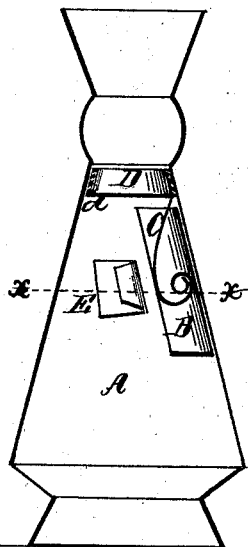
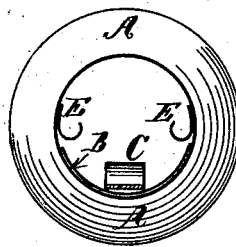


Fig. 3.



Witnesses:
F. Barrett
Richard C. Jones

Inventor:
William T. Murphy
Per. *Henry C. Jones*
Atty.

UNITED STATES PATENT OFFICE.

WILLIAM T. MURPHY, OF BROOKLYN, NEW YORK.

IMPROVEMENT IN DEVICES FOR DECORATING VASES.

Specification forming part of Letters Patent No. **198,144**, dated December 11, 1877; application filed June 29, 1877.

To all whom it may concern:

Be it known that I, WILLIAM T. MURPHY, of Brooklyn, Kings county, and State of New York, have invented new and useful Decoration of Vases, &c.; and I hereby declare that the following is an exact and true description of my invention, which will enable others to make and use the same, reference being had to the accompanying drawings, forming a part of this specification, and to the letters and figures of reference marked thereon.

The object of this invention is to provide for the ornamentation of vases and other vessels generally used for decoration of rooms, &c., in a cheaper manner than heretofore done, and by which also the ornamentation can be altered at pleasure.

I refer to a patent granted to me June 26, 1877, No. 192,384. My herein-described device is an improvement on the device described and claimed in this patent.

I effect this object by placing and holding photographs, pictures, drawings, paintings, inscriptions, &c., on the inside of a vase or other vessel; and in order to give the desired effect I use vases made of glass, painted on the inside, preventing any object placed inside being seen through the glass, with the exception of a certain space or spaces not painted, and which will, therefore, appear transparent.

In the interior of the vase, and covering this transparent space, is placed the object of decoration, such as a photograph or other picture, and this will, therefore, be seen through the transparent space and appear as if painted on the glass.

This photograph or picture is held to the inner side of the transparent space of the vase by means of a suitable device, which allows the object for decoration to be readily placed in position inside the vase, where it is firmly held, and to be easily removed by the most inexperienced person.

The object of my present invention is to provide for a simple, effective, and inexpensive holder for the object of decoration.

With reference to the device described and claimed in the patent above referred to, granted to me June 26, 1877, No. 192,384,

experience has demonstrated that inexperienced persons find it difficult to place and replace the object of decoration by the aid of the band, and I have, therefore, invented the herein-shown device in order to remedy the difficulty.

Referring to the drawings, Figure I is a front view of a vase embodying my invention. Fig. II is a sectional elevation; and Fig. III is a plan sectional view taken on line *xx*, Fig. II.

A is the vase, on which the transparent space is represented by the letter *a*. B represents a piece of pasteboard, on which the inventor's name is written. C represents the holder for the pasteboard B, and consists of a strip of flexible metal, which is formed into a spring, and held inside the vase on the back of the transparent space *a*, and is fastened at the upper end to the circular band D, which is made of leather, oil-cloth, or other suitable material, and is cemented to the vase at *d*.

To the inner side of the vase, and on each side of the transparent space *a*, are fastened, by cement or otherwise, two or more strips of flexible metal, E E, which may be used, if required, to hold the object of decoration in the exact required place, and prevent its accidental displacement.

It will readily be understood that the end of the metallic spring C is constantly pressing against the back of the object of decoration placed between it and the transparent space of the vase A, and will thus hold the said decoration firmly inside the vase, and permit its easy removal and displacement.

Having thus described my invention, I desire to claim—

1. The combination, with the vase A, of the annular band D and metallic spring C, substantially as and for the purpose described.
2. The combination of the metallic strips E E with the band D, spring C, picture-card B, and vase A, substantially as and for the purpose set forth.

WILLIAM T. MURPHY.

Witnesses:

F. BARRITT,
CHR. RIEGELMAN.