

A. D. ROCK.  
Nut-Lock.

No. 198,251.

Patented Dec. 18, 1877.

Fig. 1.

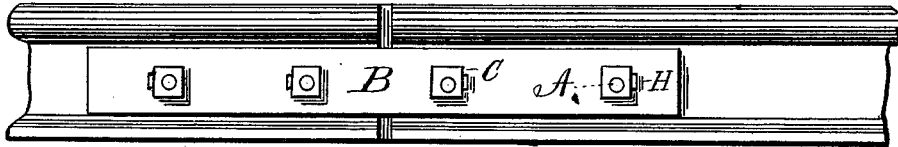


Fig. 2.

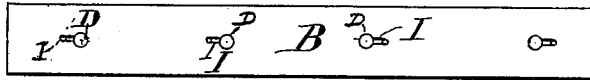
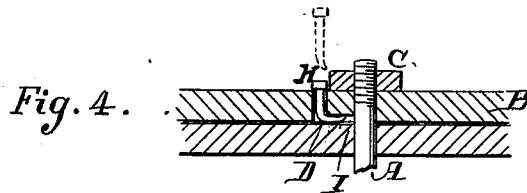



Fig. 3.



Witnesses.  
B. C. Pole  
Jno. D. Patten

Inventor.  
Alexander D. Rock  
by his Attorney  
C. S. Whitman

# UNITED STATES PATENT OFFICE.

ALEXANDER D. ROCK, OF EUREKA, NEVADA.

## IMPROVEMENT IN NUT-LOCKS.

Specification forming part of Letters Patent No. **198,251**, dated December 18, 1877; application filed March 17, 1877.

*To all whom it may concern:*

Be it known that I, ALEXANDER D. ROCK, of Eureka, county of Eureka, and State of Nevada, have invented certain Improvements in Nut-Locks.

The following description, taken in connection with the accompanying plate of drawings hereinafter referred to, forms a full and exact specification, wherein are set forth the nature and principles of the invention, by which the same may be distinguished from others of a similar class, together with such parts thereof as are claimed as new and are desired to be secured by Letters Patent of the United States.

My invention relates to that class of fish-plates which are made use of for "fishing" railway-rails; and the nature thereof consists in certain improvements in the construction of the same, hereinafter described.

In the accompanying plate of drawings, in which corresponding parts are designated by the same letters, Figure 1 is an elevation of railway-rails having my invention applied thereto. Fig. 2 is a view of the inside of one of the fish-plates. Fig. 3 is a view of the rail with one fish-plate removed. Fig. 4 is a hori-

zontal section, illustrating the manner in which the spike which secures the nut is clinched.

The screw-bolts A, which pass through the rails and the fish-plates B, are secured in position by the nuts C, which are prevented from turning and becoming disengaged in the following manner: A hole, D, is cut through the fish-plate at the side of the nut, and made to communicate with a groove, I, on the side of the opening in the fish-bar. After the nut has been screwed home, a spike, H, is driven into the hole D, and clinched by means of the slot I.

Having thus described my invention, I claim and desire to secure by Letters Patent of the United States—

The combination of the screw-bolts A, which pass through the rails, the fish-plates B, the nuts C, the holes D cut through the fish-plate at the sides of the nuts, the groove I on the side of the opening in the fish-bar, and the spikes H, as and for the purposes described.

ALEXANDER D. ROCK.

Witnesses:

JO. GORDON,  
B. S. HOPKINS.