

C. M. UNDERWOOD.
Button-Fastening.

No. 198,323.

Patented Dec. 18, 1877.

fig. 1.

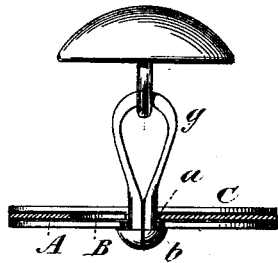


fig. 2.

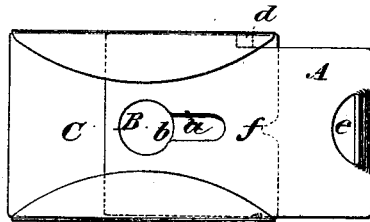
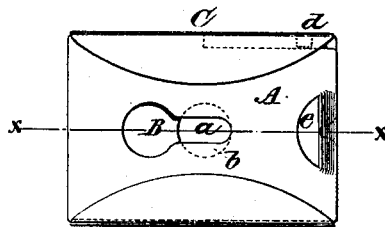


fig. 3.



WITNESSES:

Alex F. Roberts
J. H. Scarborough.

INVENTOR:

C. M. Underwood.

BY

Munn & Co.

ATTORNEYS.

UNITED STATES PATENT OFFICE.

CHARLES M. UNDERWOOD, OF NEW YORK, N. Y.

IMPROVEMENT IN BUTTON-FASTENINGS.

Specification forming part of Letters Patent No. **198,323**, dated December 18, 1877; application filed September 22, 1877.

To all whom it may concern:

Be it known that I, CHARLES M. UNDERWOOD, of the city, county, and State of New York, have invented a new and Improved Button-Fastener, of which the following is a specification:

Figure 1 is a side elevation of a button having my improved fastener attached, the fastener being shown in section. Figs. 2 and 3 are detail views of the sliding plates.

Similar letters of reference indicate corresponding parts.

The object of my invention is to provide a simple and reliable button-fastener that may be readily applied to ordinary eye-buttons, studs, ear-drops, &c.

Referring to the drawing, A is a plate, having the circular aperture B formed in it, from which a slot, *a*, extends to the center of the plate in the direction of its length. C is an oblong plate, having a central circular aperture, *b*. The edges of the plate are folded over the edges of the plate A, forming a guide for it, and keeping the two plates in contact with sufficient pressure to keep them from sliding accidentally one upon the other. A notch is cut out of one of the edges of the plate A, from one of its ends to its center, and the metal of which the plate C is formed is set down at its edge, forming a stop, *d*, which prevents the plate A from being drawn beyond the position where the apertures B *b* coincide. The plate A is punched at its end, forming a neck, *e*, for receiving the finger-nail,

when the plate A is drawn out. A notch, *f*, is cut in the plate C, to receive a pin or pointed wire to move the plate A, if from any cause it is found difficult to move it by the finger-nail.

This fastener may be employed in connection with a loop, *g*, the ends of which are brought together to form a neck having a diameter equal to the width of the slot *a*, upon which a head is formed having the same diameter as the apertures B *b*. This loop is used by slipping it through the eye of a button, and placing its head through the apertures B *b*, when they are arranged to coincide, as shown in Fig. 2. The plate A is then moved so that the neck of the loop is engaged by the slot *a*.

A stud having a small button formed on its shank may also be secured by my improved fastener.

Having thus described my invention, I claim as new and desire to secure by Letters Patent—

1. The fastener consisting of the plate A, having the aperture B and slot *a*, and the plate C, having the central aperture *b*, and having its edges folded over the plate A, substantially as herein described.
2. The plate C, provided with the top *d* and notch *f*, one or both, substantially as and for the purpose stated.

CHARLES MARCUS UNDERWOOD.

Witnesses:

C. SEDGWICK,
ALEX. F. ROBERTS.