

W. H. BAKER.
Gun-Barrel.

No. 198,333.

Patented Dec. 18, 1877.

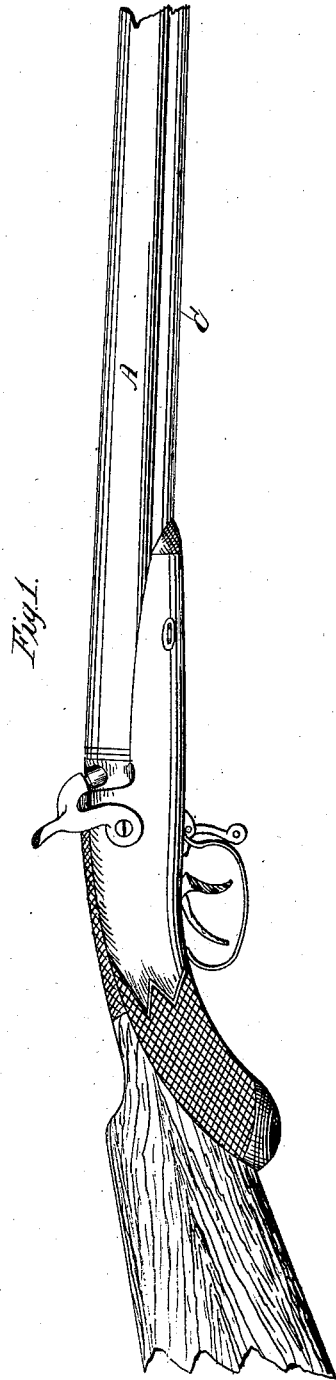


Fig. 1.

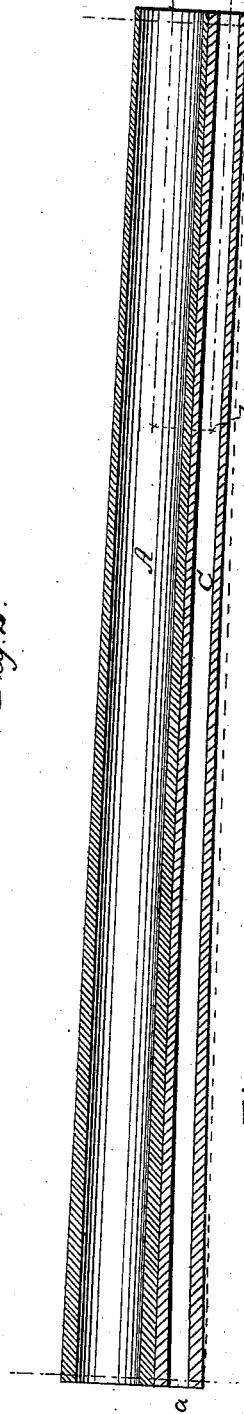


Fig. 2.

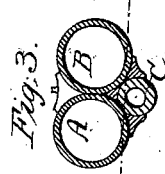


Fig. 3.

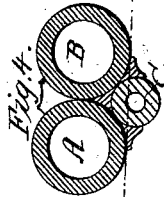


Fig. 4.

Witnesses.

Peter Burns
Grace Malloy

Inventor.

Wm. H. Baker

UNITED STATES PATENT OFFICE.

WILLIAM H. BAKER, OF SYRACUSE, NEW YORK.

IMPROVEMENT IN GUN-BARRELS.

Specification forming part of Letters Patent No. **198,333**, dated December 18, 1877; application filed December 10, 1877.

To all whom it may concern:

Be it known that I, WILLIAM H. BAKER, of Syracuse, in the county of Onondaga and State of New York, have invented certain new and useful Improvements in Fire-Arms; and I do hereby declare that the following is a full, clear, and exact description thereof, which will enable others skilled in the art to which they appertain to make and use the same, reference being had to the accompanying drawings, and to letters of reference marked thereon, which form a part of this specification.

My invention relates to that class of fire-arms in which a rifle-barrel is placed below and between two shot-barrels, as shown in the patent granted to me on the 31st day of August, 1875, No. 167,293; and it consists in the construction hereinafter particularly described, by which I am enabled to place the three barrels together in more compact form than has heretofore, to my knowledge, been done, and by which the shape and symmetry of a double-barreled gun are more nearly preserved, while at the same time the putting together of the barrels, so as to shoot accurately from the same sight-line, is simplified, and the accuracy of the gun improved.

The breech end of shot-barrels being made thicker and heavier than the muzzle, it follows that in attaching a rifle-barrel great accuracy of adjustment is required in order to prevent the line of fire of the rifle-barrel from crossing that of the shot-barrels, for the shot-barrels being thinner at the muzzle than at the breech, it is evident that in placing them close together from end to end the axis of the rifle-barrel will be nearer the axes of the shot-barrels at the muzzle than at the breech, and hence their lines of fire would cross each other.

The principal part of my invention consists in the means for obviating this difficulty, which I will now proceed to explain.

Referring to the accompanying drawings, Figure 1 is a side elevation of part of an arm embodying my invention. Fig. 2 is a longitudinal section taken through the line *xx*, Fig. 3. Fig. 3 is an elevation of the muzzle, and

Fig. 4 a similar view of the breech end of the barrels of a three-barreled gun.

A B are the shot-barrels, and C is the rifle-barrel, located below and between the two shot-barrels.

In order to overcome the difficulties above referred to, I curve the rifle-barrel slightly from the breech end *a* to the point *b*, the distance between said two points *a* and *b* being about two-thirds of the entire length of the barrel; but from the point *b* to the muzzle *c* the barrel is as nearly straight as possible. The object of this curving of the barrel is to bring the axis of the muzzle-section *bc* of the rifle-barrel parallel with the axis of the shot-barrels, and to accomplish this object it follows that the curve between the points *a b* must be just sufficient to overcome the angle between the inside and outside of the shot-barrels.

Theoretically the same result would follow if both sections, *a b* and *b c*, were perfectly straight and joined each other at an angle equal to the angle at which the line of the outside of the shot-barrels joins the line of the inside; but practically this would have the effect of upsetting the bullet when it strikes the side of the section *b c*, and thus would defeat the object for which it was intended.

It is apparent that my invention is equally applicable to breech-loading or muzzle-loading guns, and may be applied to either without modification.

Having thus fully described my invention, I claim and desire to secure by Letters Patent of the United States—

The combination, with a shot-gun barrel, of a rifle-barrel placed above or below the same, the bore of the under barrel being curved for a portion of its length, and straight and parallel with the bore of the upper barrel for the remainder of its length, substantially as specified.

In testimony that I claim the foregoing as my own I affix my signature in presence of two witnesses.

WM. H. BAKER.

Witnesses:

PETER BURNS,
HORACE H. WALPOLE.