

F. G. HOFFMANN.
Pantaloons Protector.

No. 198,460.

Patented Dec. 25, 1877.

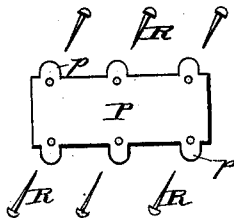
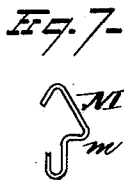
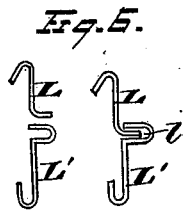
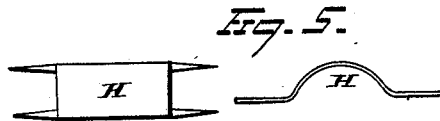
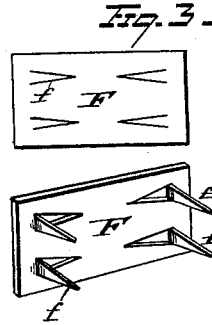
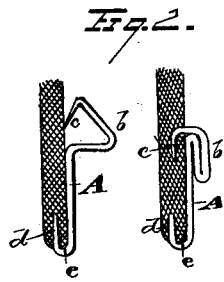
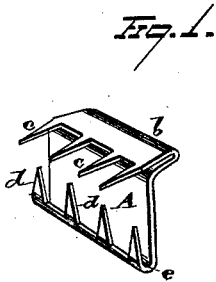
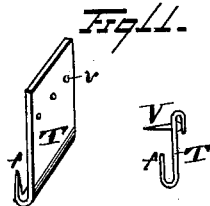
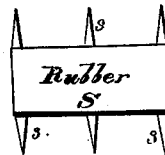


Fig. 9.

Fig. 10.



WITNESSES

Edw. S. Nottingham
A. M. Bright

INVENTOR

F. G. Hoffmann.
By *H. A. Seymour.*
ATTORNEY.

UNITED STATES PATENT OFFICE.

FRANK G. HOFFMANN, OF SPRINGFIELD, ILLINOIS.

IMPROVEMENT IN PANTALOONS-PROTECTORS.

Specification forming part of Letters Patent No. 198,460, dated December 25, 1877; application filed November 10, 1877.

To all whom it may concern:

Be it known that I, FRANK G. HOFFMANN, of Springfield, in the county of Sangamon and State of Illinois, have invented certain new and useful Improvements in Pantaloon-Protectors; and I do hereby declare the following to be a full, clear, and exact description of the invention, such as will enable others skilled in the art to which it pertains to make and use it, reference being had to the accompanying drawings, which form part of this specification.

My invention relates to an improvement in pantaloons-protectors; and consists in a device, as hereinafter described and claimed, whereby the protector may be readily secured to the pantaloons, and at the same time serve as a guard for the usual purposes.

Referring to the drawings, Figure 1 represents a device incorporating my invention. Fig. 2 shows the manner of attaching the same to the pantaloons in the different stages of the operation. Figs. 3, 4, 5, 6, 7, 8, 9, 10, and 11 represent modifications of my invention.

The preferred manner of making the protector is shown in the first figure, in which A is any suitable piece of metal, of such fiber and flexibility as to allow its body to be bent to form the longitudinal horizontal projection *b* in its upper body portion. The inner edge of the upper fold of this projection is provided with the barbs *a*, which are adapted to engage with the pantaloons, the same as is the case with the barbs *a*. These latter ones are formed vertically on the edge of the horizontal flange *e*, which projects outwardly from the lower longitudinal body of the protector; and they are adapted to be first engaged with the bottom of the pantaloons, so as to bring the flange *e* partially beneath the edge of the same, and thus serve to guard the edge of the pantaloons, as shown in Fig. 2. The upper edge barbs *c* are then pressed downward into the inner side of the pantaloons, and the longitudinal projection *b* bent downward, so that the latter may not be in the way. This secures the protector on the inner side of the lower portion of the pantaloons, and effectually acts as a detachable wearing-surface. As many of them

may be used as desired, so as to protect more or less of the pantaloons, and the form of them may be of any suitable proportion or size.

In Fig. 3 the piece F has the longitudinal clips *f* on both its end bodies, and is made of metal, but has not the horizontal upper projection and lower flange of the protector of Fig. 1.

In Figs. 4 and 5 the devices G and H are made, as shown, of a single piece, while in Fig. 6 the protector is made of two longitudinal portions, L and L', which interlock by the angular flanges *l*.

The peculiarly-formed pieces M and N, in Figs. 7 and 8, respectively, have the projections *m* and *n*, forming part of their body portions, while Fig. 9 represents an oblong metallic piece, P, in whose upper and lower longitudinal portions are formed holes for the insertion of the independent pins R. Upon connecting this protector to the pantaloons by the said pins, the flanged heads *p* are turned down over the latter, and thus the pins are secured from displacement.

In Fig. 10 the body S of the protector is made of rubber or other similar elastic substance, to both upper and lower edges of which are fastened the barbs or other engaging devices, *s*. By inserting or catching one set of these barbs into the pantaloons, the body of the protector can then be stretched, so as to allow the barbs on the opposite longitudinal portion to be caught suitably in the cloth, and be there held by the recoil tendency of the rubber.

In Fig. 11 the barbs or pins *t*, formed in same piece with the body of the protector T, project upward from the lower flange of the latter, and are adapted to engage with the edge of the pantaloons, while the upper body of the protector is provided with holes *v*, in which the independent pins V engage.

Having fully described my invention, what I claim as new, and desire to secure by Letters Patent, is—

1. A pantaloons-protector formed with a curved or bent body, adapted to partially cover and to guard the wearing-edge of a pantaloons, the opposite longitudinal portions of said

curved body being provided with barbs or pins, substantially as set forth.

2. A pantaloons-protector whose body portion is formed with the described horizontal projection and the lower flange, the upper and lower edges of said protector being provided with barbs formed in single piece therewith, substantially as described.

3. The flange formed on the lower body of the protector, and adapted to partially cover the wearing-edge of the pantaloons, said flange having its longitudinal vertical edge provided

with barbs or pins, which latter are adapted to pass upward through the said wearing-edge of the pantaloons and engage the same, substantially as set forth.

In testimony that I claim the foregoing I have hereunto set my hand this 2d day of November, 1877.

FRANK G. HOFFMANN.

Witnesses:

WILLIAM W. COLEMAN,
CHAS. A. ORR.