

H. LOUD.  
Pulley-Attachment for Gaffs.

No. 198,636.

Patented Dec. 25, 1877.

FIG. 1.

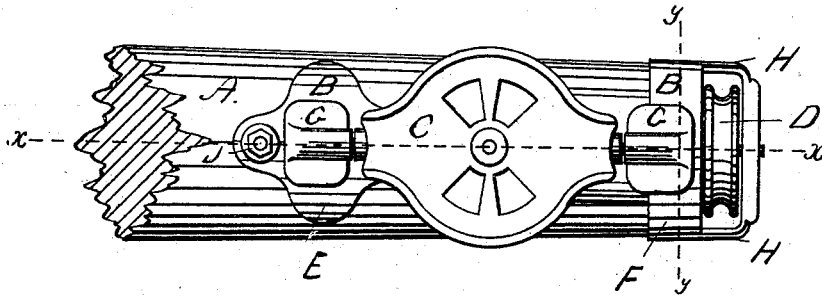


FIG. 3.

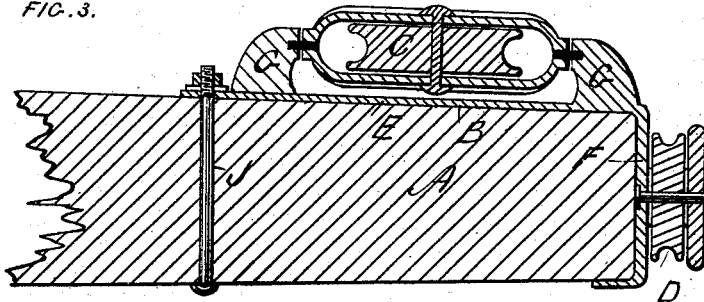


FIG. 4.

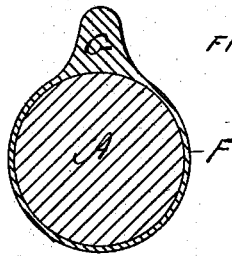
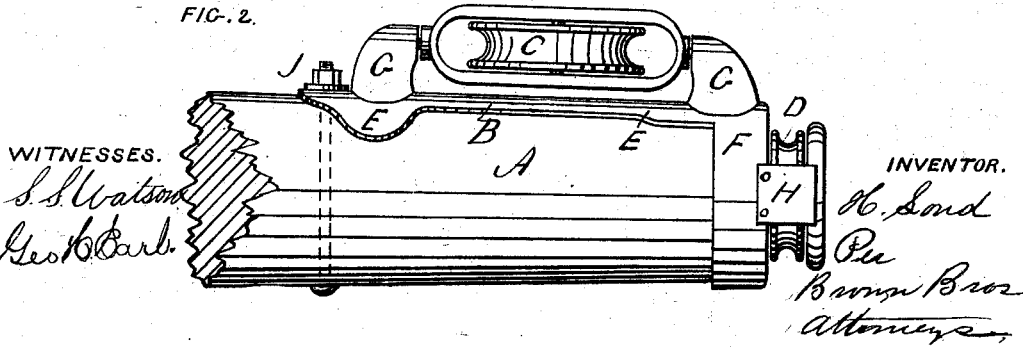


FIG. 2.



WITNESSES.  
*S. S. Watson*  
*Geo. B. Carl*

INVENTOR.

*H. Loud*

*Per*  
*Barnes Bros*  
*Attorneys*

# UNITED STATES PATENT OFFICE.

HERBERT LOUD, OF BOSTON, MASSACHUSETTS.

## IMPROVEMENT IN PULLEY ATTACHMENTS FOR GAFFS.

Specification forming part of Letters Patent No. **198,636**, dated December 25, 1877; application filed November 26, 1877.

*To all whom it may concern:*

Be it known that I, HERBERT LOUD, of Boston, in the county of Suffolk and State of Massachusetts, have invented a certain new and useful Improved Attachment of Pulleys to Gaffs, of which the following is a specification:

This improvement consists of a metal carrier or holder, which is formed to fit about the side and cap the end of a gaff, and in its part about the sides of the gaff to swivel a pulley-block for the running of the operating-ropes for the gaff-topsail sheet, and in its part capping the end of the gaff to carry an eye or a pulley for the running of the down-haul rope.

In the drawings, Figure 1 is a plan view; Fig. 2, a side view; Fig. 3, a section on line *x x*, Fig. 1; and Fig. 4, a section on line *y y*, Fig. 1.

In the drawings, A represents the outer end of a gaff, and B my improved holder, having a pulley, C, for operating the rope of the gaff-topsail sheet, and a pulley, D, for the down-haul rope of the gaff.

The holder B is made of any suitable metal and of one piece, in its part E, which is fastened to the side of the gaff A, and in its part F, which fits over and caps the outer end of the gaff; and its part E has projections G G, at a suitable distance apart, between and to

which the gaff-topsail sheet-pulley C is swiveled; and its part F, by the rigid attachment thereto in any suitable manner of a brace, H, carries the pulley D for the down-haul rope.

The pulleys C and D are in planes at right angles to each other, and their common holder B, herein described, constitutes and makes a ready means for securing them to the gaff, requiring only a single bolt, *j*, through the gaff.

In lieu of the end pulley D, a single eye may be cast with the end cap of the holder:

Having thus described my invention, what I claim, and desire to secure by Letters Patent, is—

1. The holder B, provided with a side pulley, C, and constructed in one piece, to fit the side and cap the end of a gaff, substantially as and for the purpose described.

2. The combination, with a holder, B, constructed in one piece, to fit the side and cap the end of a gaff, of a side pulley, C, for the gaff-topsail, and a pulley or eye, D, on the cap for the down-haul rope, substantially as and for the purpose described.

HERBERT LOUD.

Witnesses:

EDWIN M. BROWN,  
GEO. H. EARL.