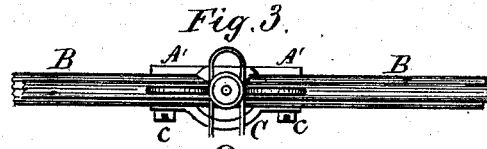
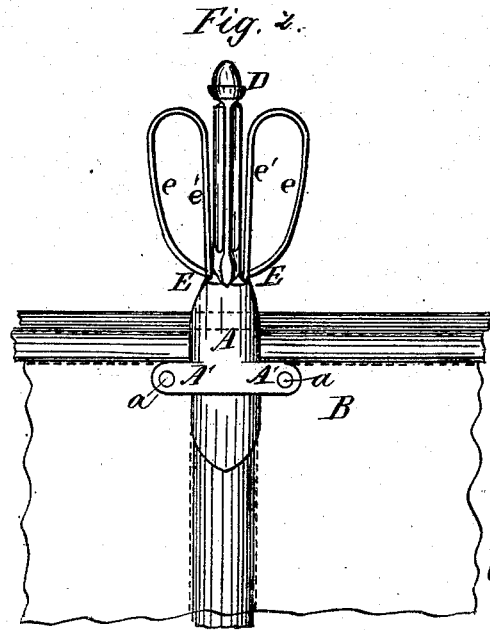
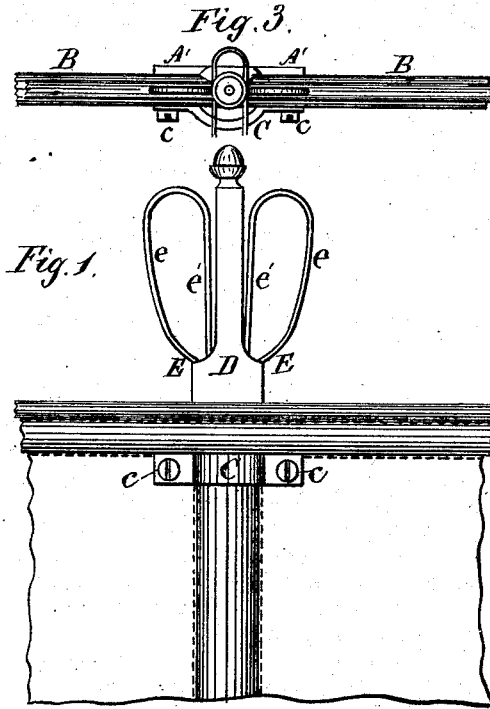


L. PENTZ.  
Rein-Holder.

No. 198,674.

Patented Dec. 25, 1877.



Witnesses  
*Henry Orth*  
*H. H. Blair*

Inventor:  
*Levi Pentz*  
by *Abbott & Co*  
*attys.*

# UNITED STATES PATENT OFFICE.

LEVI PENTZ, OF CANTON, OHIO, ASSIGNOR OF ONE-HALF HIS RIGHT TO  
SALEM R. TAYLOR, OF SAME PLACE.

## IMPROVEMENT IN REIN-HOLDERS.

Specification forming part of Letters Patent No. **198,674**, dated December 25, 1877; application filed  
November 14, 1877.

*To all whom it may concern:*

Be it known that I, LEVI PENTZ, of Canton, in the county of Stark and State of Ohio, have invented certain new and useful Improvements in Rein-Holders; and I do hereby declare that the following is a full, clear, and exact description thereof, which will enable others skilled in the art to which it appertains to make and use the same, reference being had to the accompanying drawings, and to letters of reference marked thereon, which form a part of this specification, and in which—

Figure 1 is a front elevation of a portion of an ordinary dash-board and of my improved rein-holder attached thereto. Fig. 2 is a rear view of the same, and Fig. 3 is a top view.

A, Fig. 2, is a plate adapted to fit snugly against the frame of the dash-board B, and to be firmly attached thereto. A' A' are lugs or ears, with screw-threaded apertures, as at *a a*. C, Fig. 1, is a clamp, with suitable apertures, through which pass screws *c c*, that extend through the dash-board, and engage with the threads in apertures *a a*, to hold the rein-holder firmly against the dash. From the plate A there extends vertically an upright rigid standard, D. E is a wire, which is passed horizontally through the standard D, and of sufficient

length to provide a spring and a clamp upon each side of the standard D. Each end of this wire is then bent upward, so as to form a curved elastic spring part, *e*, and is then bent downward, so as to form a straight vertical clamp part, *e'*, at the free end. This clamping part *e'* should be of a length substantially equal to the width of the rein or strap to be held.

It will be readily understood that this device is simple, cheap, durable, and effective.

I am aware that various means have been devised for this purpose, and that among them are constructions employing wire clamps. I do not, therefore, claim a wire rein-holder; but I claim—

In a rein-holder, the combination of the vertical standard D and a wire bent to form a spring part, *e*, and a clamp part, *e'*, whereby the strap is clamped against the standard D, substantially as set forth.

In testimony that I claim the foregoing as my own I affix my signature in presence of two witnesses.

LEVI PENTZ.

Witnesses:

P. S. SOWERS,  
GEO. W. RAFF.