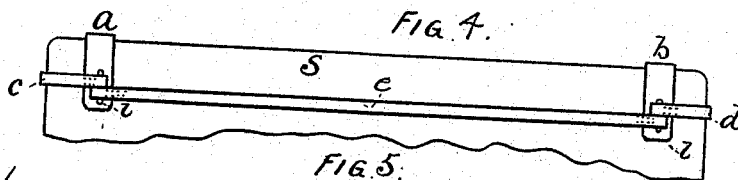

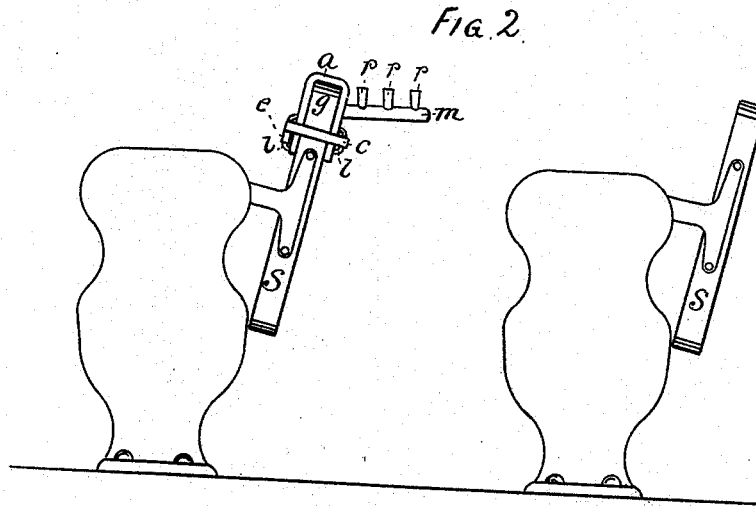
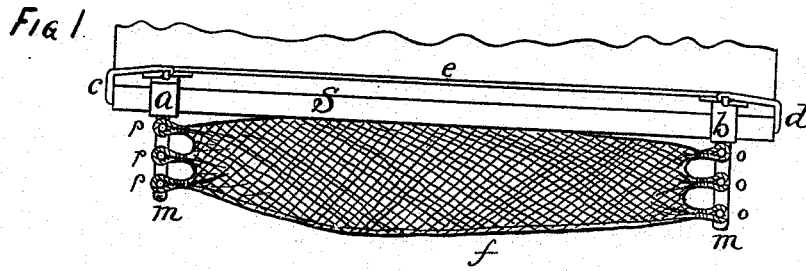
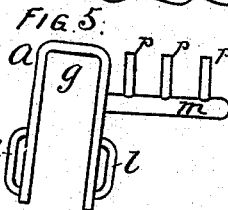


M. D. BROOKS.  
 Portable Hammock Attachment for Car-Seats.  
 No. 198,927. Patented Jan. 8, 1878.



WITNESSES.  
 Samuel D. Kelley.  
 Eben Hutchinson



INVENTOR.  
 Myron D. Brooks.  
 By Eugene Humphreys,  
 Attorney.

# UNITED STATES PATENT OFFICE.

MYRON D. BROOKS, OF BOSTON, MASSACHUSETTS.

## IMPROVEMENT IN PORTABLE HAMMOCK ATTACHMENTS FOR CAR-SEATS.

Specification forming part of Letters Patent No. **198,927**, dated January 8, 1878; application filed June 8, 1877.

### *To all whom it may concern:*

Be it known that I, MYRON D. BROOKS, of Boston, in the county of Suffolk and State of Massachusetts, have invented a new and useful Portable Car-Seat Hammock, which invention is fully set forth in the following specification, reference being had to the accompanying drawing.

The object of my invention is to furnish a portable car-seat attachment and support for a child's hammock, bed, or couch, whereby persons traveling with infants who require constant attention may be relieved from the weariness of holding them in their arms, or discommoding themselves by making room for the child to recline upon a crowded seat, as is usually done, and at the same time make it more comfortable, particularly in hot weather, for the babe, who is thus provided with a cool and easy hammock, bunk, bed, or couch, suspended under the immediate oversight of the mother, nurse, or person in charge; and my invention consists in an attachment to a car-seat, whereon a child may recline in front of its mother, nurse, or attendant, as hereinafter more fully described; also, in certain details of construction and arrangement of such attachment; and in the combination thereof with a car-seat, all as hereinafter fully set forth.

In the accompanying drawings, Figure 1 is a top view of a car-seat back with my invention applied thereto. Fig. 2 is an end elevation of two car-seats in their usual relative positions, the forward or left-hand one having one of my hammock-brackets attached. Fig. 3 is a rear elevation of a portion of a car-seat, showing the hammock attached. Fig. 4 is a front elevation of the upper portion of a car-seat back, showing my invention attached thereto. Fig. 5 is a side elevation of one of my hammock-brackets.

My attachment complete is comprised of two brackets, *a b*, two end straps, *c d*, a front strap, *e*, and a hammock, *f*.

The brackets are constructed of metal, substantially in the form shown in Fig. 5, consisting of a bow, *g*, whose sides embrace the back *S* of the car-seat, as shown in Fig. 2, and having side loops *l l*, to which are attached the retaining-straps *c d e*, and an arm, *m*, projecting obliquely from the side of the

bow, and having three pins, *p p p*, upon which the loops *o o o* of the hammock are secured.

When the attachment is placed upon the back of a car-seat, as shown in Fig. 1, the hammock is ready to receive the child from the mother, nurse, or attendant, who occupies the seat immediately behind the one to which the attachment is applied, thus keeping the child directly before and in such close proximity to the attendant as to make it easy to render it the necessary care and attention, and to avoid fright and uneasiness on the part of the child, which a wider separation might induce.

With the child thus comfortably disposed by means of this simple, cheap, and efficient device, greater comfort is secured to such travelers, especially during hot weather, as they are not burdened with the child in the arms, their seat is not necessarily overcrowded, and ingress thereto or egress therefrom is at all times open and free to pass in and out without disturbance to the child, if asleep.

When the hammock is sustaining the weight of the child the end straps *c d*, arranged as shown, prevent the brackets from being drawn toward each other upon the back of the seat by such weight; and the front strap *e* also counteracts the tendency of the weight upon the hammock to rock the brackets upon the back of the seat, causing the arms *m m* to turn toward each other, while the looped ends *l l* of the bow would tend to swing outward and from each other. Thus the attachment is made perfectly secure to the seat without discommoding the occupants of such seat; and when the child is removed from the hammock, it is only necessary to raise the brackets vertically to release the whole from the car-seat, when, by reason of the flexibility of the straps and the lightness and portability of the brackets, the attachment may be readily and conveniently packed in a small box or carpet-bag, and taken along for future use.

What I claim as my invention is—

1. In combination with a car-seat, a child's portable hammock, constructed and arranged to be attached to and supported by the seat-back, substantially as and for the purposes specified.

2. The combination of hammock *f*, the supporting-brackets formed with the bow *g*, arm

*m*, and loops *l l*, with the retaining-straps, all constituting a portable attachment, substantially as described and shown.

3. As a new article of manufacture, a portable hammock-bracket, formed to be attached to a car-seat back, and with a projecting arm, *m*, for the attachment and support of the

hammock end, substantially as described and shown.

MYRON D. BROOKS.

Witnesses:

EUGENE HUMPHREY,  
EBEN HUTCHINSON.