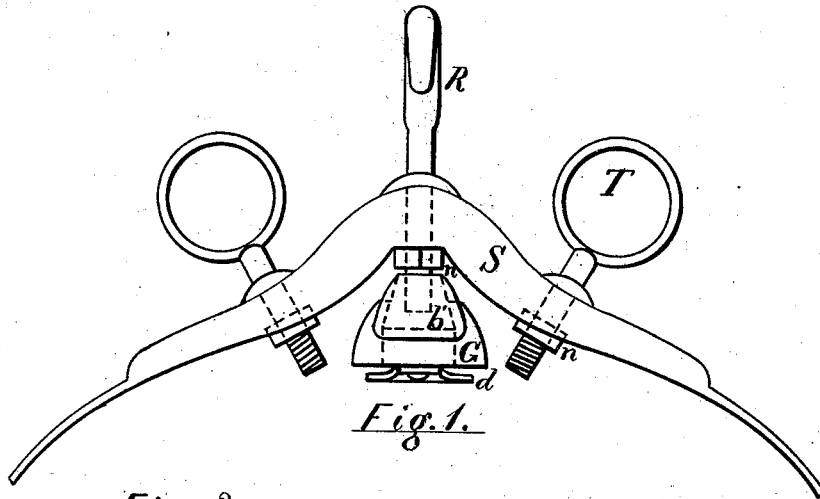


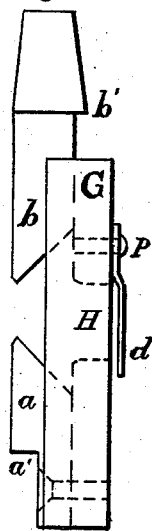
R. M. SELLECK.  
Saddle and Pad Screw Cutter.

No. 198,955.

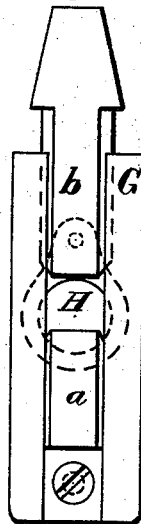
Patented Jan. 8, 1878.



*Fig. 2.*



*Fig. 3.*



*Witnesses.*

*H. F. Osborn*  
*A. Kimpfi*

*Inventor.*

*R. M. Selleck, per*  
*J. S. Crane, atty.*

# UNITED STATES PATENT OFFICE.

ROBERT M. SELLECK, OF NEWARK, N. J., ASSIGNOR TO HENRY F. OSBORNE.

## IMPROVEMENT IN SADDLE AND PAD SCREW CUTTER.

Specification forming part of Letters Patent No. **198,955**, dated January 8, 1878; application filed June 19, 1877.

*To all whom it may concern:*

Be it known that I, ROBERT M. SELLECK, of Newark, Essex county, New Jersey, have invented an Improved Saddle and Pad Hook Cutter; and I hereby declare that the following is a full, clear, and exact description of the same, reference being had to the accompanying drawings, in which—

Figure 1 is a plan of the tool; Fig. 2, a side view of the same, and Fig. 3 a front view.

The tool is expressly adapted to cutting off the surplus of the screw when the saddle-hook, terret, or pad-hook is secured in the saddle or pad, and the nut *n* screwed up tightly.

In Fig. 1 the saddle is shown at S, and the terret-ring at T, and saddle-hook at R.

It will be seen that from the form usually given to saddle and coach pads the point of the screw, which always projects beyond the nut *n*, is rather difficult of access, and that the cutters *a* and *b* require to project from the guide G to embrace the point of the screw readily.

The guide G is cast, preferably, of malleable iron, and the cutters *a* and *b* slide in a dovetail groove formed in the guide, and are made of steel.

The lower end of the guide is designed to be held in a bench-vise, and the lower cutter *a* is provided with a shoulder, *a'*, which rests on the vise.

The upper cutter *b* is formed with an enlarged head or collar, *b'*, at the top, which strikes the top of the guide G when the cutters *a* and *b* are almost in contact.

The ends of the screws, as above mentioned, being placed in the cutters, between *a* and *b*, a blow with a hammer on the head of *b* cuts off the screw, which is thrown by the blow into a hole in the center of the guide. To prevent the ends of the screws from flying through the guide against windows and persons, I provide a guard, *d*, which is hung by a rivet, P, to the back of the guide G.

In case the hole H in the guide becomes clogged with the fragments of the screws, the guard can be swung around and the hole H exposed for cleaning.

In Figs. 2 and 3 the details of construction are shown clearly. In Fig. 2 will be noticed the shoulder *a'* on the lower end of the cutter *a*, designed to rest upon the jaw of the vise when in use.

Having thus described my invention, what I claim, and desire to secure by Letters Patent, is—

The terret, saddle, and coach pad hook cutter, constructed substantially as described, with cutters *a* and *b* projecting from the face of the guide G, the lower cutter being provided with a shoulder, *a'*, and the upper cutter with a collar or stop, *b'*, all adapted especially to fit inside of a saddle or coach pad, for cutting off the ends of the terret, saddle and coach pad hooks, substantially in the manner shown and described.

ROBERT M. SELLECK.

Witnesses:

JOHN H. MEEKER,  
JAMES D. BRUEN.