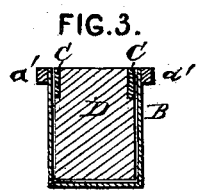
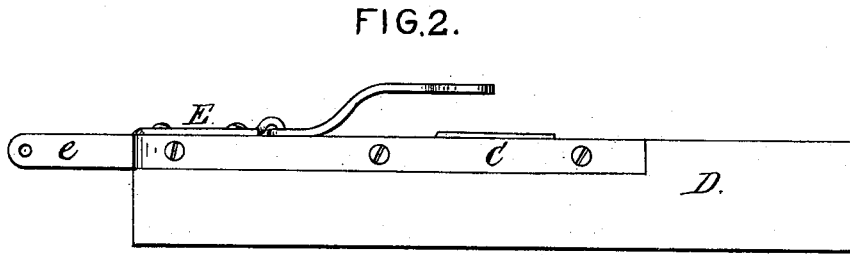
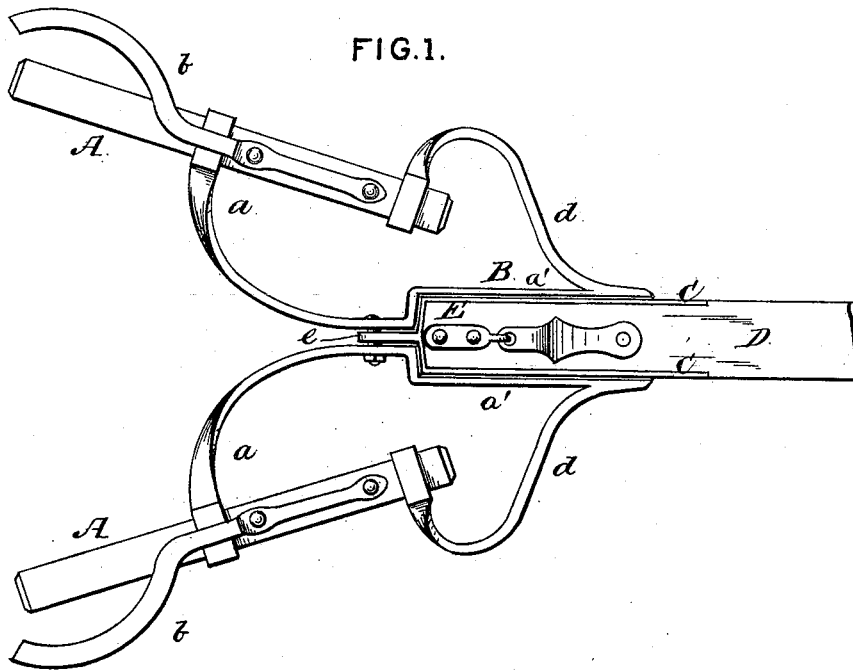


T. MORGAN.  
Wagon-Tongue Support.

No. 199,092.

Patented Jan. 8, 1878.



WITNESSES  
T. L. D. Curran  
Saul R. Turner

Thomas Morgan INVENTOR  
by  
T. H. Alexander & Elliott  
ATTORNEY.

# UNITED STATES PATENT OFFICE.

THOMAS MORGAN, OF MARQUETTE, MICHIGAN, ASSIGNOR OF ONE-THIRD HIS RIGHT TO WM. H. GREEN, OF SAME PLACE.

## IMPROVEMENT IN WAGON-TONGUE SUPPORTS.

Specification forming part of Letters Patent No. **199,092**, dated January 8, 1878; application filed October 27, 1877.

*To all whom it may concern:*

Be it known that I, THOMAS MORGAN, of the city of Marquette, county of Marquette, and State of Michigan, have invented a Wrought-Iron Wagon-Tongue Holder and Coupler Combined.

The following description, taken in connection with the accompanying plate of drawings, hereinafter referred to, forms a full and exact specification, wherein are set forth the nature and principles of the invention, by which the same may be distinguished from others of a similar class, together with such parts thereof as are claimed as new and are desired to be secured by Letters Patent of the United States.

The nature of my invention consists in the construction and arrangement of a wagon-tongue holder and coupling, as will be hereinafter more fully set forth.

In the annexed drawing, to which reference is made, and which fully illustrates my invention—

Figure 1 is a plan view of the invention. Fig. 2 is a side view of the tongue, and Fig. 3 is a cross-section through the tongue and its socket or holder.

A A represent the front ends of the hounds upon the front axle of a wagon or other vehicle. Each hound is provided with two braces, *a* and *d*, curved substantially in the manner shown in Fig. 1. The ends of these braces form loops, through which the hound passes, and is secured therein. The braces *a a* curve inward and then forward, running parallel for a short distance, to have an ear, *e*, projecting from the tongue pivoted between them, after which the braces bend outward, and then forward for a suitable distance. The braces *d d* curve outward, and then inward and forward, and are united to the front ends of the braces *a a*; or the braces *a d* on each side may be formed of one piece.

B is a metallic socket or holder, riveted or

otherwise permanently attached to the front parallel arms *a' a'* of the braces *a a*, as shown.

D represents the tongue, the rear end of which fits and rests in the socket B. This tongue is, along each side at the top, provided with a metal bar or plate, C, which extends from a point in front of the socket backward around to the rear end of the tongue; and in the center, at the rear end, said bars form the projecting ear or lug *e*, pivoted between the braces *a a*, as shown.

The object of this wagon-tongue holder is to carry the tongue, neck-yoke, and whiffletrees, and allow the tongue to rise at the joint in case the wagon should go down in a hole, or in case the horses should rise on a knoll. It also saves chucking down on the horses' necks.

The bars C C are made in one piece, and form the coupling, which is fitted to the tongue, as described, and provided with the projection *e*. This coupling also forms a rub-iron for the wood of the tongue, where the wear comes in the box or socket.

The braces *a d* with the arms *a'* form a holder, to which the box or socket is attached; and this box may have flanges at its upper edges to fit over the arms *a'*, if desired.

Having thus fully described my invention, what I claim as new, and desire to secure by Letters Patent, is—

The combination of the holder formed of the braces *a d* and arms *a'*, the box or socket B, tongue D, and coupling C, all constructed substantially as and for the purposes herein set forth.

In testimony that I claim the foregoing I have hereunto set my hand this 31st day of July, 1877.

THOMAS MORGAN.

Witnesses:

PETER DOLF,  
A. PATENAUCH.