

O. RICKLEFSEN.
Egg and Fruit Carriers.

No. 199,746.

Patented Jan. 29, 1878.

Fig. 1.

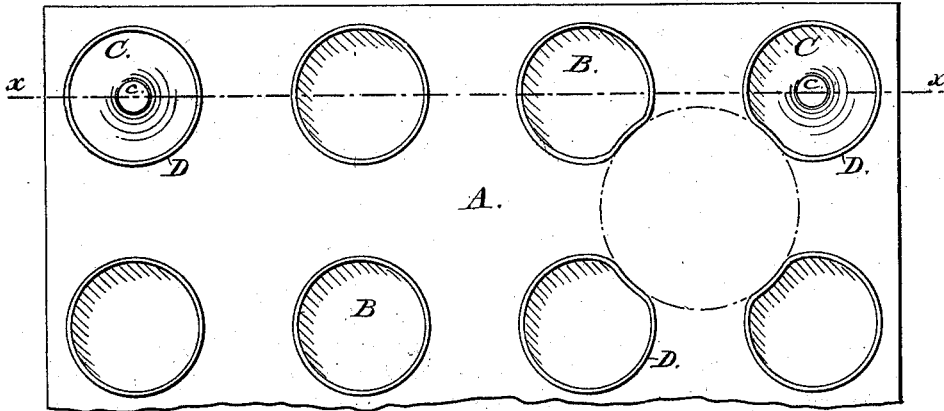


Fig. 2.

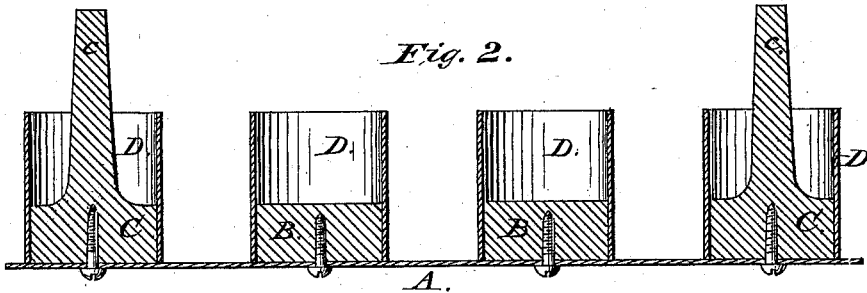


Fig. 3.

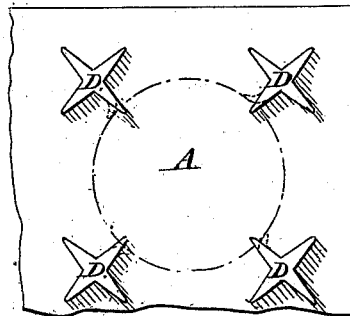


Fig. 5.

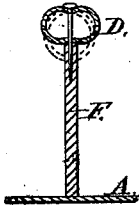


Fig. 4.

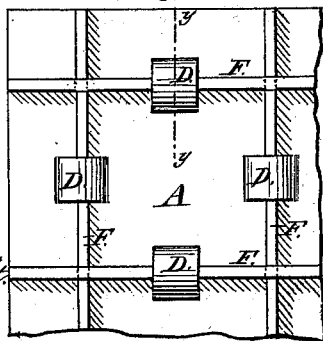
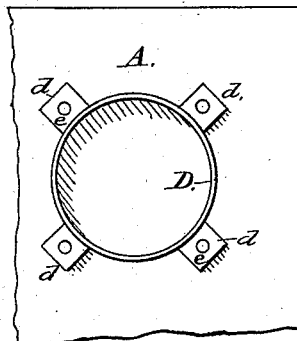


Fig. 6.



Witnesses:

J. C. Orecht
S. C. Mills

Inventor:

O. Ricklesfen

UNITED STATES PATENT OFFICE.

OSCAR RICKLEFSEN, OF NEW YORK, N. Y.

IMPROVEMENT IN EGG AND FRUIT CARRIERS.

Specification forming part of Letters Patent No. **199,746**, dated January 29, 1878; application filed January 21, 1878.

To all whom it may concern:

Be it known that I, OSCAR RICKLEFSEN, of New York city, in the county of New York and State of New York, have invented certain new and useful Improvements in Carriers for Eggs, Fruit, &c.; and I do hereby declare that the following is a full, clear, and exact description thereof, which will enable others skilled in the art to which it pertains to make and use the same, reference being had to the accompanying drawing, and to the letters of reference marked thereon, which form a part of this specification.

My invention relates to carriers for eggs, fruit, and other articles of perishable nature, that would become injured, get broken, or would decay in transportation from place to place, especially to great distances, and where it is also desirable to keep them apart, or from touching each other, which would, with fruit, cause decay.

The invention consists of a bottom plate made of tin, sheet-iron, wood, or other suitable material, to which tubular, square, cross, star, or any other shaped pieces of elastic material, such as india-rubber, caoutchouc, &c., are secured, and, if hollow, preferably by short blocks of wood, fastened to the bottom plate by screws, nails, &c. These pieces, of round, square, or other shape, may, however, be cast in one piece with the bottom plate, if desired, or they may be cast separate and then secured to the plate.

It also consists in arranging these tubes or solid pieces at such distance from each other that the eggs, &c., can be placed between four adjacent ones, respectively, and will be thus clamped and held between the sides thereof, instead of being placed inside of the tubes or receptacles, as has been the case heretofore, all of which will be more fully described hereinafter, reference being had to the accompanying drawing, in which—

Figure 1 represents a plan view of part of one of my carriers with plain elastic tubes on blocks of wood, secured to a piece of tin or other suitable material. Fig. 2 is a cross-section on line *xx* of Fig. 1. Figs. 3 and 4 are detail plan views of modifications of the same. Fig. 5 is a cross-section on line *yy* of Fig. 4.

Fig. 6 is a modified manner of fastening the elastic tubes.

In the drawing, A represents the bottom plate, made of tin, iron, wood, or other suitable material, and of any desired size. Upon this piece are secured a number of blocks, B, made preferably of wood, and arranged at suitable distances apart by means of screws, nails, or in any other suitable manner, so that the eggs, fruit, &c., can be placed between four adjacent ones. The wooden block C at the four corners, or any other ones desired, are provided with projecting ends *c*, made high enough to serve as a bearing for the next layer, and give a small clearance between the layers of eggs, fruit, &c., which may be packed in the usual manner in boxes, chests, &c. Over the blocks B are placed short pieces of elastic tube D, which firmly clasp them, and they are made of india-rubber, caoutchouc, or other water-proof material of an elastic nature. When the eggs, fruit, &c., are inserted between the tubes D, these are pressed slightly out of shape, as shown on the right-hand side of Fig. 1, in which the dotted lines represent the eggs, &c.

In the modification shown in Fig. 3 the tubes or pieces D, are shown in the form of a cross; but they may be square, star, or other shape, and may be made solid, and may be cast in one piece with the bottom plate A in suitable molds. The corners of the crosses, &c., then clasp and hold the eggs, &c., as shown by the dotted lines in the figure.

In the modification shown in Fig. 4 a light frame-work, F, of wood, paper-board, or other suitable material, is secured to the bottom piece A, so as to form receptacles for the eggs, &c. To the frame-work F the short tube pieces G are then either secured by tacks or screws, as shown in Fig. 5, or they may be split and clamped onto the sides of the frame-work F, as shown by dotted lines in Fig. 5, and are then held by friction only. The eggs, &c., are, in this instance, held and clamped between the pieces D on the upper edge of the frame-work.

The advantages of my carrier are, that the tubes or other shaped pieces D will grasp and firmly hold the different sizes of eggs, apples,

peaches, &c., between them; they will prevent the articles from touching each other; they can be easily and readily cleaned or washed, or readily replaced, as they are made of elastic and water-proof material; they can be furnished at a very moderate cost; and the eggs, fruit, &c., can be closely and safely packed and transported to great distances.

I am aware that egg-carriers have been made with spring-pieces of metal, paper, &c., into which the eggs, &c., are placed and held; also, that some have been provided with small elastic disks below, to which projecting pieces of metal, &c., have been attached, which clasp the eggs, &c.; also, that coiled springs of metal have been used, into which the eggs are placed; also, that small pegs have been attached to a bottom plate, to the upper ends of which elastic cords are secured, by which the eggs, &c., are held; also, that a bottom plate has been molded of rubber or other elastic material, with cavities to receive the eggs singly; and, therefore, do not claim any of these devices.

Having thus described my invention, what I claim, and desire to secure by Letters Patent, is—

1. A carrier for eggs, fruits, &c., consisting of the bottom plate A, provided with the blocks B and the elastic tubes D, arranged as shown, and for the purpose described.

2. A carrier for eggs, fruit, &c., consisting of the bottom plate A, provided with the blocks B, the elastic tubes D, and the blocks C, having the projections *c*, for supporting the upper layers of carriers, as and for the purpose described.

3. A carrier for eggs, &c., consisting of a bottom plate, A, provided with elastic tubular or solid pieces D, of the material described, and arranged in such manner that the eggs, fruit, &c., are held and clamped between the four adjacent pieces successively, as shown, and for the purpose described.

In testimony that I claim the foregoing as my own I hereby affix my signature in presence of two witnesses.

OSCAR RICKLEFSEN.

Witnesses:

JAMES H. TUCKER,
SAML. C. MILLS.