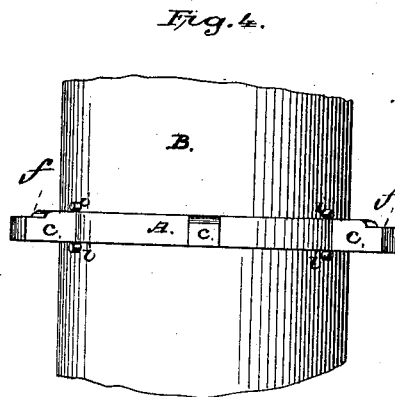
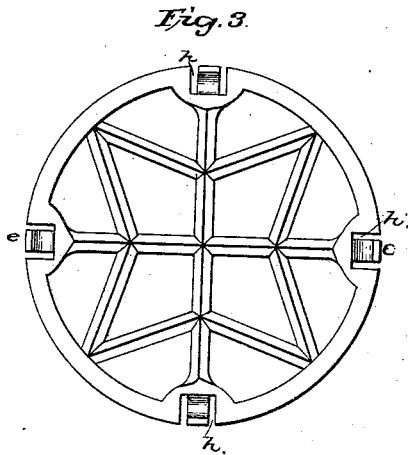
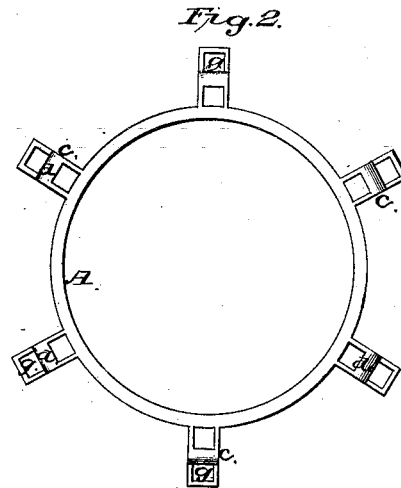



G. McADAMS.
Stove-Pipe Shelf and Utensil Stand.

No. 199,919.

Patented Feb. 5, 1878.



Attest:
S. P. Bradburn
C. E. Magee

Inventor:
George McAdams

UNITED STATES PATENT OFFICE.

GEORGE McADAMS, OF WINCHESTER, INDIANA.

IMPROVEMENT IN STOVE-PIPE SHELF AND UTENSIL-STAND.

Specification forming part of Letters Patent No. **199,919**, dated February 5, 1878; application filed December 12, 1877.

To all whom it may concern:

Be it known that I, GEORGE McADAMS, of Winchester, in the county of Randolph and State of Indiana, have invented a new and useful Stove-Pipe Shelf and Utensil-Stand Combined, of which the following is a specification:

In the accompanying drawings, Figure 1 represents several of my improved shelves attached to a stove-pipe. Fig. 2 represents the ring or collar by which the shelves are attached, and arms projecting therefrom. Fig. 3 is a view of the shelf or stand detached. Fig. 4 is a section of stove-pipe with collar connected.

The object of my invention is to furnish a very cheap stove-pipe shelf, which may be detached from the pipe and used on the table as a stand for coffee-pots, sad-irons, and other utensils.

It consists, first, of a plain ring or collar, A, embracing the stove-pipe B, having arms *c* projecting therefrom. These arms are formed by two horizontal side pieces, inclosed at the extreme end, having cross-bars *d*, to receive hooks *e*, attached to the shelf. The ends and sides of said arms, as far back as cross-bars *d*, are notched out, as at *f*, to receive the shelf, supporting it, and bringing the whole to a level surface on the top when put together. The space *g*, inclosed by the sides and end of the arm and by cross-bar *d*, receives the hook of

shelf *e*, which holds it in such manner that it cannot be detached until raised to a perpendicular position.

Fig. 3 represents the shelf or stand detached, having hooks *e* to fit under cross-bars *d*, and also to serve as legs when the shelf is used as a stand, and slots *h* on each side of hooks *e*, to receive the side pieces of the arms, and assist in securing the shelf in its position.

Fig. 4 represents a section of stove-pipe and collar connected by means of common rivets *i*, inserted above and below it, and but partially hammered down, in such manner as to allow them to project far enough to secure the collar firmly in its place, and at the same time permit it to rotate on the pipe.

Having thus described my invention, I claim as new and desire to secure by Letters Patent—

1. The combination, in a stove-pipe shelf and supporting-ring, of the arm C, having cross-bar *d*, inclosure *g*, and notch *f*, with hook *e* and slots *h*, substantially as described.

2. The combination of collar A with pipe B by means of rivets *i*, inserted in the manner and for the purpose set forth.

GEORGE McADAMS.

Witnesses:

S. B. BRADBURY,
C. E. MAGEE.