

J. G. TRUE.
Mouth-Piece for Musical Instruments.

No. 200,007.

Patented Feb. 5, 1878.

Fig. 1.




Fig. 2.

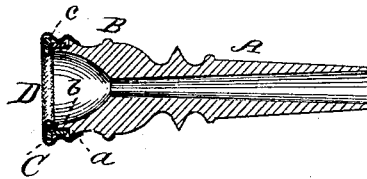


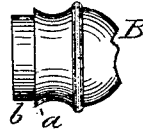
Fig. 4.



Fig. 3.



Fig. 5.



WITNESSES

Nat. E. Oliphant
R. S. Reeves

INVENTOR

John G. True,
per Char. H. Fowler,
Attorney.

UNITED STATES PATENT OFFICE.

JOHN G. TRUE, OF CHATSWORTH, ILLINOIS.

IMPROVEMENT IN MOUTH-PIECES FOR MUSICAL INSTRUMENTS.

Specification forming part of Letters Patent No. **200,007**, dated February 5, 1878; application filed August 16, 1877.

To all whom it may concern:

Be it known that I, JOHN G. TRUE, of Chatsworth, in the county of Livingston and State of Illinois, have invented a new and valuable Improvement in Mouth-Pieces for Musical Instruments; and I do hereby declare that the following is a full, clear, and exact description of the construction and operation of the same, reference being had to the annexed drawings, making a part of this specification, and to the letters and figures of reference marked thereon.

Figure 1 of the drawings is a representation of a side elevation of my invention. Fig. 2 is a sectional view of the same, and Fig. 3 a detached view of the clamping-ring. Fig. 4 is a perspective view of the elastic band; Fig. 5, a side elevation of the mouth-piece or embouchure.

This invention has relation to the mouth-pieces or embouchures of wind-instruments; and the object and purpose thereof are to provide an elastic face where the mouth-piece comes in contact with the lips, that will admit of adjustability, and also of ease with which a new rubber or elastic face can be substituted when the old one is worn or injured.

The invention, therefore, consists in a flat rubber ring or annular band held in position around and against the mouth-piece by a removable clamping-ring, over which it is turned, as will be hereinafter described.

In the accompanying drawings, A represents the tubular shank, of any suitable metal or other material, terminating in an embouchure or mouth-piece, B, which may be made in one with the hollow shank A, or separate and afterward secured thereto.

The embouchure or mouth-piece is formed with an annular seat or shoulder, *a*, and a rim, *b*, upon which loosely fits a clamping or holding ring, C. Said ring, upon its upper edge, is formed with a shoulder or bead, *c*, preferably roughened upon its edge to more firmly hold the rubber or other elastic annular band or ring D.

The manner of connecting the elastic band or ring D to the embouchure or mouth-piece is as follows: The band or ring is first

placed over the rim *b*, and then the ring C over the band, the lower face or edge of said ring resting upon the seat *a*. The rubber now being firmly clamped and held between the rim and inner circumference of the ring C, the band D is turned over said ring and its shoulder *c*, thereby making a firm, simple, and durable cushion for the lips.

The great advantage of such a mouth-piece is the facility with which the elastic bands can be purchased and applied, it being not necessary to have them made to order, as is the case with the rubber cushions heretofore used, it having been usually the case heretofore that when the cushions became worn the mouth-piece had to be returned to the manufacturers to be replaced.

It will be further found in the present invention that, in addition to the ease with which the rubber can be replaced by the performer on the instrument, the metal ring not alone serves as a fastener, but forms a firm foundation for the lips to press against, and the rubber is also capable of being adjusted as circumstances may require.

Having now fully described my invention, what I claim as new, and desire to secure by Letters Patent, is—

1. A cushion for mouth-pieces of wind-instruments, consisting of an elastic annular band, the same being held around and upon the periphery or edge of the mouth-piece by a removable clamping-ring, and turned around and over the same, substantially as and for the purpose set forth.

2. The mouth-piece B, formed with the annular seat or shoulder *a* and rim *b*, in combination with the clamping-ring C, having annular shoulder *c*, for holding and retaining the elastic band upon the mouth-piece, as specified.

In testimony that I claim the above I have hereunto subscribed my name in the presence of two witnesses.

JOHN G. TRUE.

Witnesses:

H. E. DORST,
LEROY ALVORD.