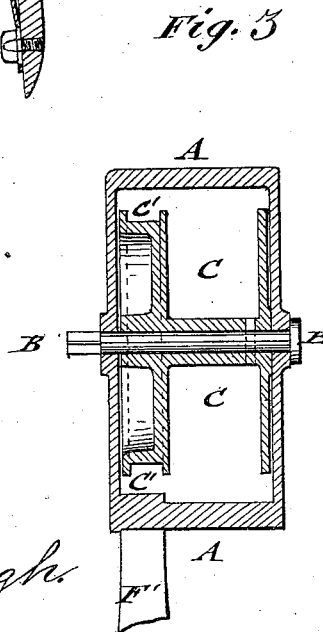
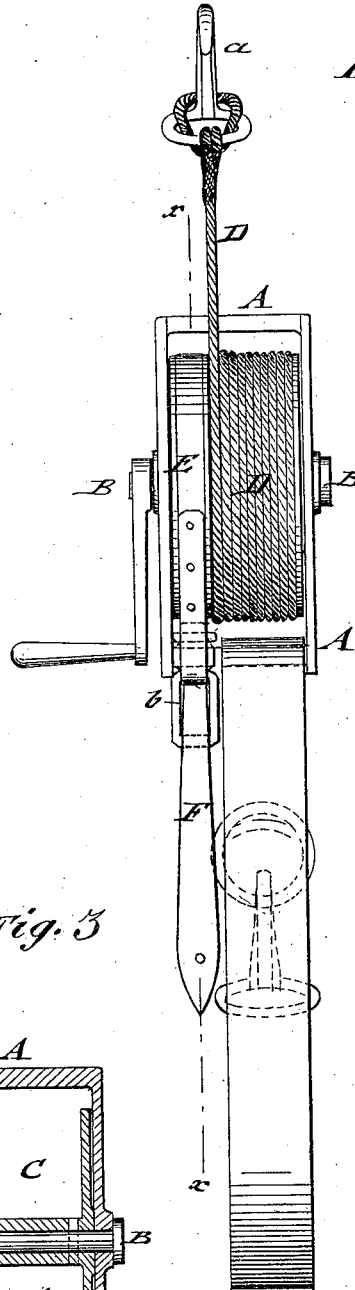
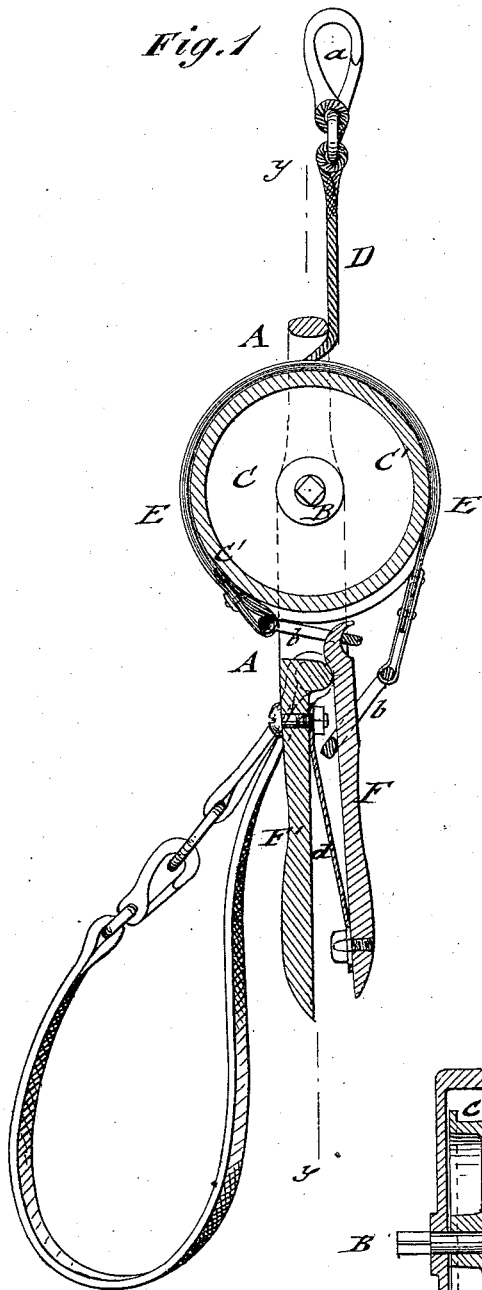


G. KENYON.
Fire-Escape.

No. 200,200.

Patented Feb. 12, 1878.



WITNESSES:

C. Newell
J. H. Scarborough

INVENTOR:

G. Kenyon.
BY *M. W. [Signature]*

ATTORNEYS.

UNITED STATES PATENT OFFICE.

GEORGE KENYON, OF SPRINGFIELD, ILLINOIS.

IMPROVEMENT IN FIRE-ESCAPES.

Specification forming part of Letters Patent No. **200,200**, dated February 12, 1878; application filed November 6, 1877.

To all whom it may concern:

Be it known that I, GEORGE KENYON, of Springfield, in the county of Sangamon and State of Illinois, have invented a new and Improved Fire-Escape, of which the following is a specification:

In the accompanying drawing, Figure 1 represents a vertical longitudinal section of my improved fire-escape on line *x x*, Fig. 2; Fig. 2, a side elevation; and Fig. 3, a vertical transverse section of the same on line *x x*, Fig. 1.

Similar letters of reference indicate corresponding parts.

This invention relates to an improved fire-escape of simple and compact construction, that may be used with great ease and safety, forming an effective means of escape from burning buildings, and admitting to be readily used again as soon as one person has reached the ground.

The invention will first be described in connection with the drawing, and then pointed out in the claim.

Referring to the drawings, A represents a suitable metal frame, to a central revolving shaft, B, of which a drum, C, is applied. The drum C is keyed to the shaft, and the latter made with a square outer head, to admit the winding up of a wire cable, D, of sufficient strength to carry five hundred pounds. The wire cable is attached to the shaft at one end, and applied by a spring snap-hook, *a*, at the opposite end, to a staple above or near the window, or to any other fixed point of support. The drum C is cast with a flange, C', equal to the outer diameter of the drum, around which a steel friction-band, E, is

placed, and tightly applied by being attached by end staples or links *b* to a lever-handle, F, at both sides of the fulcrum of the same, on the fixed handle F', that is cast in one piece with frame A. The swinging handle is connected to the fixed handle by a strong band-spring, *d*, that keeps the brake device stretched for slow descent. By pressing the handles together the descending motion may be retarded or stopped. When arriving at the ground the device may be pulled up again, and the wire rope rewound on the drum by means of a hand-crank or key applied to the square end of shaft B, to be used again for descending by the next person, forming a reliable, strong, and compact fire-escape for buildings of all kinds.

I am aware that it is not new to use a reel for the suspension-cord on which the casing slides, and straps for attaching the casing to the person, or a friction-brake that encircles a pulley on the reel-shaft, so that the descent of a person may be regulated.

Having thus described my invention, I claim as new and desire to secure by Letters Patent—

A hand device for operating the brake-band of a fire-escape pulley or drum, consisting of the fixed handle F', spring *d*, and movable handle F, the latter receiving both rings of brake-band, and being fulcrumed on a projection of fixed handle, as shown and described.

GEORGE KENYON.

Witnesses:

FRANK STRATTON,
JAMES S. COOPER.