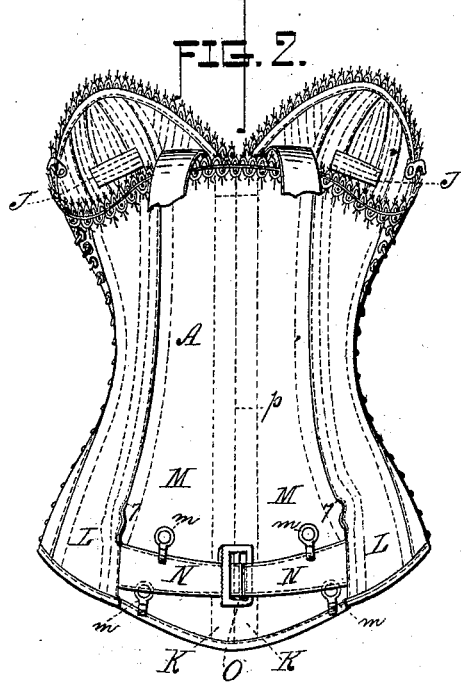
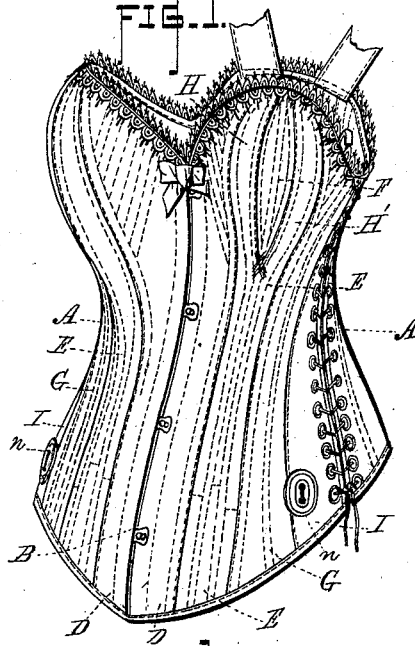


L. H. FOY.  
Corset.

No. 200,384.

Patented Feb. 19, 1878.



Witnesses;

*Charles H. B. Stott.*  
*Levio J. Isaacs*

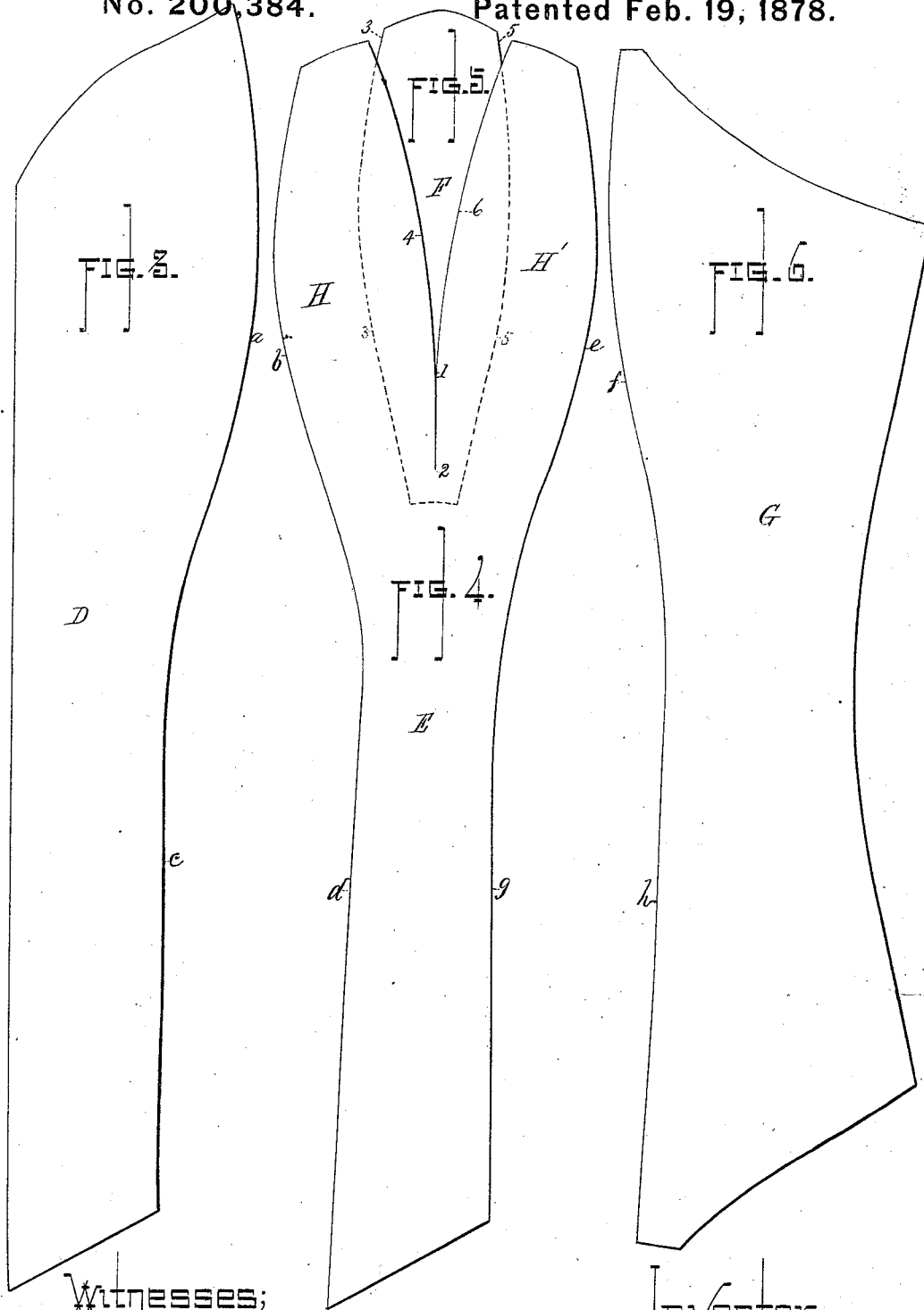
Inventor;

*Lavinia H. Foy*

L. H. FOY.  
Corset.

No. 200,384.

Patented Feb. 19, 1878.



Witnesses;

*Charles W. R. Fott.*  
*Lewis J. Isaacs*

Inventor;

*Lavinia H. Foy*

# UNITED STATES PATENT OFFICE.

LAVINIA H. FOY, OF NEW HAVEN, CONNECTICUT.

## IMPROVEMENT IN CORSETS.

Specification forming part of Letters Patent No. **200,384**, dated February 19, 1878; application filed January 7, 1878.

*To all whom it may concern:*

Be it known that I, LAVINIA H. FOY, of the city and county of New Haven, and State of Connecticut, have invented certain new and useful Improvements in Corsets; and I do hereby declare that the following is a full, clear, and exact description of the same, reference being had to the accompanying drawings, forming a part of this specification, and in which—

Figure 1 represents a perspective view of my improved corset, the straps being shown broken off. Fig. 2 represents a back view of the corset shown in Fig. 1, Sheet 1. Figs. 3, 4, 5, and 6, Sheet 2, represent, upon an enlarged scale, the form of the parts from which the front or bust sections are made.

To enable those skilled in the art to which my invention belongs to make and use the same, I will proceed to describe it more in detail.

In the drawings, the part marked A represents my improved corset. This corset is made open in front, and is provided with clasps for securing the corset about the person, as shown at B. Each front or bust section C is composed of four separate pieces, D, E, F, and G, the edges being stitched together, as follows: The outwardly curved or convex edge *a* of the piece D is stitched to the outwardly curved or convex edge *b* of the part E, while the straight edges *c* and *d* of the parts D and E are stitched together, and the outwardly-curved or convex edge *e* of the part E is stitched to the outwardly-curved or convex edge *f* of the part G, and the straight edges *g* and *h* of the parts E and G are stitched together. The upper end of piece E is cut with two projecting oval-shaped ends or forks, H H', a piece being cut out from between their upper ends, as indicated in full lines, Fig. 5, and a slit made between them from point 1 to point 2, and between these pieces I insert a double gore-piece, F, the shape of which is in the form of a section of an orange-peel, as represented in full and dotted lines, Fig. 5, the edge 3 of the part F being stitched to the edge 4 of the part H in any convenient and suitable manner, while the edge 5 of the part F is stitched to the edge 6 of the part H' in a similar manner. The edges of these four parts D, E, F, and G being

stitched or closed together, as above described, make a very stylish and economical bust part for a corset.

The part D forms one side of the front of the corset, while the part G is stitched to the side piece I; the latter being provided with eyelet-holes for lacing to the back section, as indicated in the drawings, the corset being tight in the back and laced on each side.

The front and side pieces D and G are provided at the bust portion of the corset with stiffeners, running diagonally and parallel with each other from near the top toward the center of the bust portion of the corset, as indicated by dotted lines, Figs. 1 and 2. These stiffeners or bones are of unequal length, those farthest from the center of the bust being the longest, and extending down as far, or nearly as far, as the lower extremity of the bust, whereby the bust is braced and supported on each side, while it is kept extended by cross springs or braces J J, secured to their inner sides.

It will be seen from the foregoing description that, by cutting the pieces D, E, F, and G in the peculiar forms shown and described, I am enabled to secure a corset adapted to fit the form in a very perfect and easy manner, while at the same time the lower end extends down below the waist and over the hips.

The corset is made whole and straight in the back, and provided in the center of the back with two metallic stiffeners or springs, K K, as indicated in dotted lines, Fig. 2, and these springs may be curved out at the bottom, if desired, for supporting, or assisting to support, the clothing. As these springs are arranged close together, they fit the back, and will conform laterally to the spine, thereby preventing any unpleasant sensation, but, on the contrary, adjust themselves so as to form supports to the spine and back of the wearer.

The back-side sections L L, which are laced to the front section, are not stitched or sewed to the back parts M M their entire length, but are left open from the points 7 7 downward to the bottom of the corset. Straps N N are secured to the back-side pieces L L, as indicated in Fig. 2, whereby, by means of a buckle, O, the back-side pieces L L can be drawn back so as to overlap the lower edges of the back pieces

M M, thus enabling the corset to be very nicely adjusted to the hips of the wearer.

The back part of the corset is provided with hooks *m*, which may be eyeleted thereto or secured in any other proper manner. The corset is also provided with buttons *n* forward of the side-laced openings; but hooks may be used in lieu thereof, if preferred. From these hooks and buttons the skirts and clothes may be suspended.

As springs or stiffeners K K are arranged side by side upon a line, *p*, extending from the bottom to the top of the corset, and in the center of the back thereof, by means of the side-laced openings, the outer edges of the springs or braces K K can be drawn toward the person slightly, thereby causing said springs or braces to exert a gentle pressure upon the spine, thereby preventing lateral curvature thereof.

By cutting the upper ends of the parts D, E, F, and G in the form represented in Figs. 3, 4, 5, and 6, very graceful shapes are secured for the bust-sections when the parts are secured together and the corset completed.

Having described my improvements in corsets, what I claim therein as new and of my invention, and desire to secure by Letters Patent, is—

1. The combination, with a corset made whole in the back and provided with springs or stiffeners K K, of back-straps N N, substantially as and for the purposes set forth.

2. The combination, with the back parts M M and back-side pieces L L, of straps N N and skirt-supporting hooks *m m*, arranged above and below the straps N N, as shown and described.

3. The combination, with the oval-shaped ends H H' of the center bust-piece E, of the double-gored section piece F, substantially as shown and described.

4. The combination of the pieces D, E, F, and G, cut in the form shown in Figs. 3, 4, 5, and 6, to form bust-sections of a corset, as shown and described.

LAVINIA H. FOY.

Witnesses:

CHAS. H. R. NOTT,  
LEWIS J. ISAACS.