

A. BARKER.  
Hinge for Molder's Flask.

No. 200,422.

Patented Feb. 19, 1878.

Fig. 1.

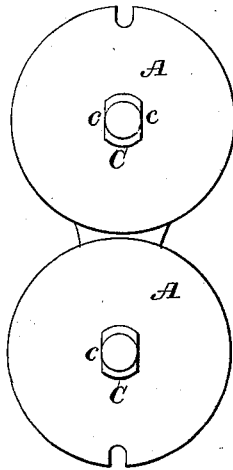


Fig. 2.

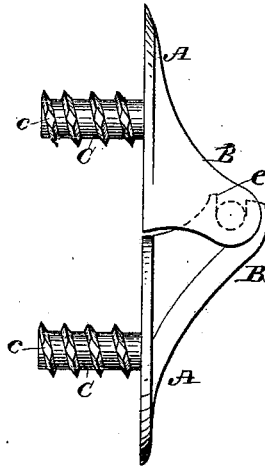
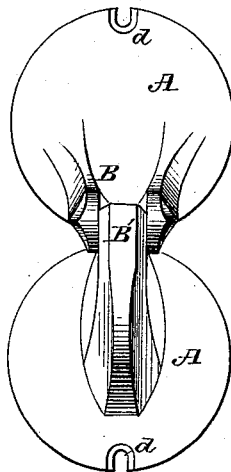


Fig. 3.



Attest

Marvin R. Smith  
Asbury P. Nickerson

Inventor

Asbury Barker

# UNITED STATES PATENT OFFICE.

ASBURY BARKER, OF PEEKSKILL, NEW YORK.

## IMPROVEMENT IN HINGES FOR MOLDERS' FLASKS.

Specification forming part of Letters Patent No. 200,422, dated February 19, 1878; application filed January 21, 1878.

*To all whom it may concern:*

Be it known that I, ASBURY BARKER, of Peekskill, in the county of Westchester and State of New York, have invented a new and useful Improvement in Hinges for Molders' Flasks, which improvement is fully set forth in the following specification and accompanying drawing, in which—

Figure 1 is a rear view of the hinge; Fig. 2, a side view, and Fig. 3 a front view, of the same.

My invention relates more particularly to the means for attaching the hinge to the flask; and the object is to provide a more easily applied, stronger, and simpler hinge than those heretofore in use, the latter requiring more or less cutting and fitting of the flask, which take time and the use of a number of screws and a great weight of metal, which involve expense, whereas my hinge is so designed that it may be cast, and then, without any fitting whatever, be firmly attached to the flask without any more cutting of the latter than the boring of a single hole for each half of the hinge.

In the drawing, B B' is the hinge, formed in the usual way, and so that the upper part B may readily be lifted from the lower part B', as shown in dotted lines in Fig. 2.

For the purpose of allowing the flasks to be wedged apart, I make one lip, *e*, of the socket B' extend upward, as shown.

The parts B B' of the hinge are attached to the flanges A A, which are made broad and flat on the opposite side, to give a good bearing against the side of the flask. I prefer to make these flanges circular.

From the center of the rear or plane side of

the flange I form the coarsely-threaded projection C, which, screwing into a hole in the flask, secures the flange to it.

If it becomes necessary, a screw through the notch *d* will keep the hinge from working around; but by making one pair of the hinges of a flask with a right-hand and the other pair with a left-hand thread they will retain their position without using the notches *d d*.

It may happen that when the screw is all in the wood that the hinge will not stand in the proper position. I obviate this difficulty by removing part of the thread on opposite sides of the screw, as shown at *c*, Figs. 1 and 2. This allows the flange to be forced to any position, the screw cutting its way, and yet does not materially lessen the hold of the screw.

The body of the screw is made slightly tapering, so that if the hole should be not perpendicular to the surface of the flask, the flange can nevertheless be drawn up snug and square.

Each of the two parts of the hinge is so formed that it may be readily cast in one piece, and, made in this way, great strength and little weight are obtained.

Having thus described my invention, what I claim as new, and desire to secure by Letters Patent, is—

In a hinge for molders' flasks, the hinge B B', having the flanges A A and screws C C, the latter with mutilated thread *c c*, substantially as shown and described.

ASBURY BARKER.

Witnesses:

MARVIN R. SMITH,

ASBURY T. NICKERSON.