

P. H. ELLIOTT.
Plow and Seeder.

No. 200,444.

Patented Feb. 19, 1878.

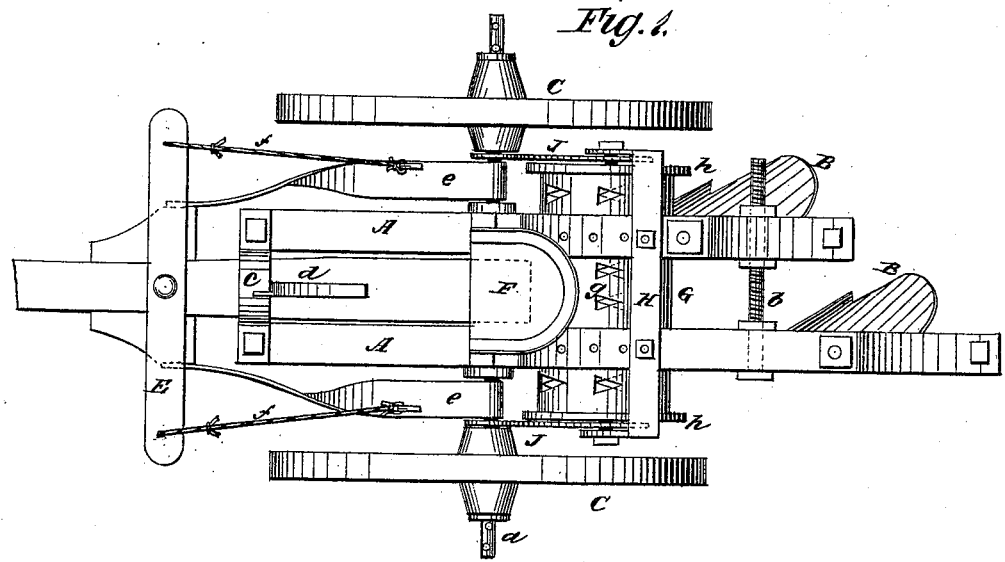


Fig. 2.

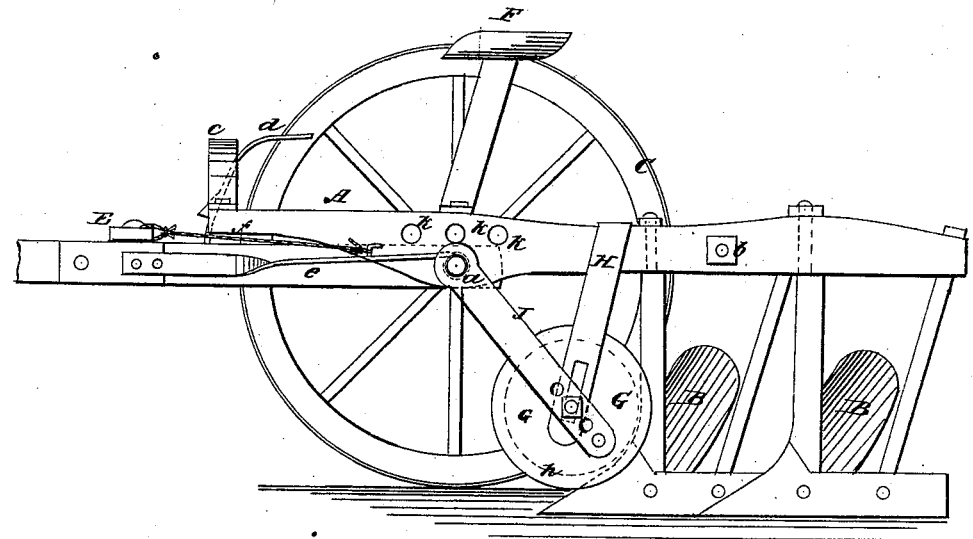
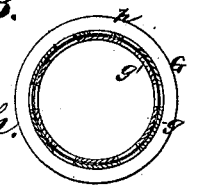


Fig. 3.



WITNESSES:

Francis McAuley,
J. H. Scarborough.

INVENTOR:

P. H. Elliott.
BY *Mum & Co.*

ATTORNEYS.

UNITED STATES PATENT OFFICE.

PINKNEY H. ELLIOTT, OF GREENVILLE, TEXAS.

IMPROVEMENT IN PLOW AND SEEDER.

Specification forming part of Letters Patent No. **200,444**, dated February 19, 1878; application filed August 3, 1877.

To all whom it may concern:

Be it known that I, PINKNEY H. ELLIOTT, of Greenville, in the county of Hunt and State of Texas, have invented a new and Improved Plow and Seeder, of which the following is a specification:

This invention relates to machines which are designed for scattering seed and plowing them in; and the nature of my invention consists in a rotating flanged drum composed of two perforated cylinders, one of which is adjustable about its axis, for the purpose of filling it with seed, and also regulating the size of the discharge-openings.

The invention also consists in arranging a revolving seed-distributor in front of turn-plows, applied to a draft-frame, as will be hereinafter explained.

In the annexed drawing, Figure 1 is a top view of the machine. Fig. 2 is an elevation of one side of the machine. Fig. 3 is a cross-section through the seed-distributing drum.

Similar letters of reference indicate corresponding parts.

The letters A A indicate two longitudinal beams, carrying plows B B, of any suitable construction. These beams receive through them the axle *a* of two transporting-wheels, C C. Several holes, *k*, are made through the beams A A, for receiving the axle and allowing the plows to be adjusted forward or backward, as circumstances require.

The beams A A are connected together at their rear ends by means of a transverse bolt, *b*, on which nuts are applied, so that by adjusting them the beams can be set at any desired distance from each other. The front ends of the beams are connected together by a transverse arch, *e*, which also allows the beams to be adjusted laterally. In connection with this arch *e* a spring-catch, *d*, fixed to a draft-pole, D, is used for holding the plows free from the ground when they are not in operation. The draft-pole D is pivoted to the axle *a* between the plow-beams A A, and braces *e e* are used for strengthening the attachment, which braces are pivoted to the axle and suitably attached to blocks fixed to the draft-pole beneath a double-tree, E.

Chains or ropes *f f* are used to attach the ends of the double-tree to the braces, as shown in Fig. 1 of the annexed drawings.

F designates the driver's seat, which is mounted on the beams A A, and is so attached to them that it can be adjusted forward or backward to allow the weight of the driver to aid in holding the plows in the ground. In front of the plows I arrange a seed-distributor, G, which consists of an outer perforated cylinder, *g*, an inner perforated cylinder, *g'*, and two end wheels or circular flanges, *h h*. The gudgeons of this distributor have their bearings in the slotted ends of a yoke, H, and in the free ends of two arms, J, which are pivoted on the axle *a*.

This mode of attaching the distributor allows it to roll on the ground, and to rise and descend, so as to accommodate itself to the surface thereof. There are triangular openings through the two cylinders, and also openings for introducing the seed. The inner cylinder *g'* is adjustable about its longitudinal axis, for the purpose of closing the feed and discharge openings, or regulating the capacity of the latter openings according to the amount of seed it is desired to discharge at each revolution of the distributor.

Having thus described my invention, I claim as new and desire to secure by Letters Patent—

1. The beams A A, adjustable longitudinally on the axle of two transporting-wheels, and adjustable laterally, in combination with the pivoted and braced draft-pole D, plows B, and a rotary seed-distributor, substantially as described.

2. The rotary seed-distributor G, consisting of perforated cylinders *g g'* and wheels or circular flanges *h*, in combination with turn-plows B B, having their mold-boards turned in the same direction, and arranged in rear of distributor, substantially as and for the purpose specified.

3. In combination with a distributor, G, that rolls on the ground, the slotted yoke H and arms J J, perforated at several points, substantially as described.

PINKNEY HENDERSON ELLIOTT.

Witnesses:

A. S. MARSHALL,
O. J. HERBERGER.